




WINDOW OPENING CONTROL DEVICE



(WOCD) SASH LIMITER SAFETY INFORMATION SHEET

We recommend that Window Opening Control Devices (WOCD) should be tested and maintained on a monthly basis. After testing, make sure that the WOCD tabs are left in the “OUT” engaged position.

All building occupants, age six-years and older, should be familiar with and know how to operate the window release mechanism of the Window Opening Control Devices in case-of-emergency.




1. WARNING!



Serious Falls Can Happen if the Window Opening Control Device is NOT Properly Installed

- If the Window Opening Control Device (WOCD) is installed in the wrong location or improperly, serious falls can result. Please follow the WOCD assembly and installation instructions carefully. Failure to do so may result in serious falls.
- Window Opening Control Device is designed to protect against accidental window falls by children 5-years old and younger.
- Window Opening Control Device is not a substitute for supervision of young children.

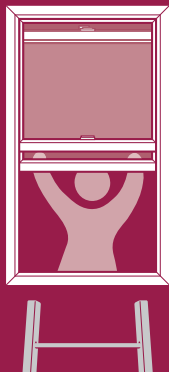


2. WARNING!



WOCD Blocks Escape in Fire and Emergency Unless Released

- Need to properly operate the release mechanism of Window Opening Control Device (WOCD) by pushing tabs to the “IN” position and then lift the window sash. The window opening control device should always remain engaged unless needed in the case of an emergency.
- Never apply additional padlocks or other locking devices that require a separate key or tool to unlock the release mechanism or the Window Opening Control Device.



3. WARNING!



No Window Rescue Above 75 feet or 6th Floor

- Fire Rescue ladder may not reach beyond 75 feet (6th floor)
- Do not rely on being rescued from windows above 75 feet (6th floor). Please follow your building/home’s escape plan.
- All applicable building and fire codes should be consulted before installing window opening control devices. Contact local build code department or fire department for specific applicable codes.

Note: Please leave a copy of this safety instruction sheet for residence inhabitants and owner(s) of dwelling.

