



REPLACEMENT WINDOWS

Phone 1-800-672-5828 • Fax 1-800-377-6502 • lowesservice@atriumwindows.com



SOG Item # 352170
Available in 15 days
Unless otherwise published in m20
Order through m209

SERIES 3050 REPLACEMENT SINGLE HUNG WINDOW

| Sizing & Base Price | | Popular Options Add option selected to the list price | | | | | | | | |
|--------------------------------|------------|---|-----------------|-----------------------|-----------------------|-------------------------------|----------------------------|----------|---------------------------------|------------------------------|
| United Inches (Width + Height) | Base Price | Low-E Glass | Low-E Argon Gas | Ultra Low-E/Argon Gas | Double Strength Glass | White 5/8" or 3/4" Flat Grid* | White 5/8" Contoured Grid* | Almond** | Almond 5/8" or 3/4" Flat Grid** | Almond 5/8" Contoured Grid** |
| 0-61 | \$165.00 | \$22.00 | \$33.00 | \$45.00 | \$11.00 | \$28.00 | \$33.00 | \$10.00 | \$29.00 | \$35.00 |
| 62-73 | \$173.00 | \$22.00 | \$33.00 | \$45.00 | \$11.00 | \$28.00 | \$33.00 | \$11.00 | \$29.00 | \$35.00 |
| 74-83 | \$182.00 | \$22.00 | \$33.00 | \$45.00 | \$11.00 | \$28.00 | \$33.00 | \$11.00 | \$29.00 | \$35.00 |
| 84-93 | \$191.00 | \$22.00 | \$33.00 | \$45.00 | \$11.00 | \$28.00 | \$33.00 | \$12.00 | \$29.00 | \$35.00 |
| 94-101 | \$205.00 | \$22.00 | \$33.00 | \$45.00 | \$11.00 | \$28.00 | \$33.00 | \$13.00 | \$29.00 | \$35.00 |
| 102-110 | \$220.00 | \$22.00 | \$33.00 | \$45.00 | \$11.00 | \$28.00 | \$33.00 | \$14.00 | \$29.00 | \$35.00 |

For each U.I. over 110, Add \$3.00 per U.I. United Inches = Exact Opening Width + Exact Opening Height. If the total results in a fraction, roundup down to the whole united inch.

73 1/2" = 73 U.I. *Includes Prairie and Perimeter Prairie. **Base window is defined as window only. 5/8", 3/4" or 1" grid, when applicable, should be upcharged.

Grid Options

Note: If option is in only one sash, price is 50% of the grid price.

| 1" Contoured Grid (Including Prairie) | 5/8" Contoured Valance Grid | 3/4" and 5/8" Flat Custom Grid | 5/8" Contoured Custom Grid | 1" Contoured Custom Grid |
|---------------------------------------|-----------------------------|--------------------------------|----------------------------|--------------------------|
| \$11.00 | \$33.00 | \$82.00 | \$87.00 | \$93.00 |
| Per Window Add On to Flat Grid Price | Per Window | Per Window | Per Window | Per Window |

Mulling Options

| Factory Prepared Mulling - Twin | Factory Prepared Mulling - Triple | Factory Installed Mulling - Twin | Factory Installed Mulling - Triple | Factory Installed Mulling - Over 3 Units |
|---------------------------------|-----------------------------------|----------------------------------|------------------------------------|--|
| \$14.00 | \$28.00 | \$32.00 | \$51.00 | \$17.00 |
| Per Twin | Per Triple | Per Twin | Per Triple | Per Window |

Additional Options

| Oriel or Cottage Window | Obscure Glass | Obscure Glass Bottom Sash Only | Charcoal Alum. Screen (1/2 Screen) | Tempered Glass | Factory Applied Wrap Aroundup Foam | Breather Tubes |
|-------------------------|---------------|--------------------------------|------------------------------------|----------------|------------------------------------|----------------|
| \$33.00 | \$41.00 | \$21.00 | \$14.00 | \$14.00 | \$11.00 | \$3.00 |
| Per Window | Per Window | Per Window | Per Window | Per Window | Per Window | Per Window |

SERIES 3050 SH WINDOW SIZE RESTRICTIONS

| | Min | Max |
|------------|---------|-----|
| Width | 16 7/8" | 48" |
| Height | 23 1/2" | 96" |
| Maximum UI | 144" | |

TWIN & TRIPLE FORMULA

Twin Unit Opening Size*:

Exact Window Size =

Opening Size - 1/4" (for clearance) - 1/2" (for mull)/2
(for each window width)

Twin Unit Exact Size*:

Exact Size - 1/2" (for mull)/2 (for each window) = Individual

Exact Window Size

Triple Unit Opening Size*:

Exact Window Size =

Opening Size - 1/4" (for clearance) - 1" (for 2 mulls)/3

(for each window width)

Triple Unit Exact Size*:

Exact Size - 1" (for 2 mulls)/3 (for each window) =

Individual Exact Window Size

*roundup down to nearest 1/8"

Manufacturing Specifications:

Opening size dimension preferred for orders. Manufacturer will make 1/4" deduction from opening width & height. When windows are ordered exact size, no deductions are made except to roundup down to the nearest increment, which equals 1/8".

Warranty (SH & PW)

Transferable, Limited Lifetime Warranty standard.

Optional Lifetime Glass Breakage and Labor Warranties:

| | |
|-----------------|--------------------|
| Glass Breakage | \$14.00 per window |
| Labor | \$28.00 per window |
| Glass and Labor | \$34.00 per window |

Optional Lifetime Glass Breakage and Labor Warranties

for Tempered Glass:

| | |
|-----------------|--------------------|
| Glass Breakage | \$68.00 per window |
| Labor | \$28.00 per window |
| Glass and Labor | \$91.00 per window |

Note: All windows per job must be warranted if glass breakage warranty is purchased. See warranty for complete details.

Exterior Laminate:

| | |
|-----------------|------------------------|
| Exterior Bronze | \$128.00 per window |
| | \$171.00 per mull unit |

Note: 5/8" flat grid only





REPLACEMENT WINDOWS

Phone 1-800-672-5828 • Fax 1-800-377-6502 • lowesservice@atriumwindows.com



SGS Item # 862170
 Available in 15 days
 Unless otherwise published in m2o
 Order through m2o@

SERIES 3050 REPLACEMENT PICTURE WINDOW

| Sizing & Base Price | | Popular Options Add option selected to the list price | | | | | | | |
|--------------------------------|------------|---|-----------------|-----------------------|-------------------------------|----------------------------|----------|---------------------------------|------------------------------|
| United Inches (Width + Height) | Base Price | Low-E Glass | Low-E Argon Gas | Ultra Low-E/Argon Gas | White 5/8" or 3/4" Flat Grid* | White 5/8" Contoured Grid* | Almond** | Almond 5/8" or 3/4" Flat Grid** | Almond 5/8" Contoured Grid** |
| 0-61 | \$138.00 | \$22.00 | \$33.00 | \$45.00 | \$28.00 | \$33.00 | \$9.00 | \$29.00 | \$35.00 |
| 62-73 | \$147.00 | \$22.00 | \$33.00 | \$45.00 | \$28.00 | \$33.00 | \$9.00 | \$29.00 | \$35.00 |
| 74-83 | \$159.00 | \$22.00 | \$33.00 | \$45.00 | \$28.00 | \$33.00 | \$10.00 | \$29.00 | \$35.00 |
| 84-93 | \$173.00 | \$22.00 | \$33.00 | \$45.00 | \$28.00 | \$33.00 | \$11.00 | \$29.00 | \$35.00 |
| 94-101 | \$184.00 | \$22.00 | \$33.00 | \$45.00 | \$28.00 | \$33.00 | \$12.00 | \$29.00 | \$35.00 |
| 102-110 | \$203.00 | \$22.00 | \$33.00 | \$45.00 | \$28.00 | \$33.00 | \$13.00 | \$29.00 | \$35.00 |

For each U.I. over 110, PW Add \$2.50 per U.I. United Inches = Exact Opening Width + Exact Opening Height. If the total results in a fraction, roundup down to the whole united inch.
 73 1/2" = 73 U.I. *Includes Prairie and Perimeter Prairie. **Base window is defined as window only. 5/8", 3/4" or 1" grid, when applicable, should be upcharged

Grid Options

Note: If option is in only one sash, price is 50% of the grid price.

| 1" Contoured Grid (Including Prairie) | 5/8" Contoured Valance Grid | 3/4" and 5/8" Flat Custom Grid | 5/8" Contoured Custom Grid | 1" Contoured Custom Grid |
|---------------------------------------|-----------------------------|--------------------------------|----------------------------|--------------------------|
| \$11.00 | \$33.00 | \$82.00 | \$87.00 | \$93.00 |
| Per Window Add On to Flat Grid Price | Per Window | Per Window | Per Window | Per Window |

Mulling Options

| Factory Prepared Mulling - Twin | Factory Prepared Mulling - Triple | Factory Installed Mulling - Twin | Factory Installed Mulling - Triple | Factory Installed Mulling - Over 3 Units |
|---------------------------------|-----------------------------------|----------------------------------|------------------------------------|--|
| \$14.00 | \$28.00 | \$32.00 | \$51.00 | \$17.00 |
| Per Twin | Per Triple | Per Twin | Per Triple | Per Window |

Additional Options

| Obscure Glass | Tempered Glass | Factory Applied Wrap Around Foam | Breather Tubes |
|---------------|----------------|----------------------------------|----------------|
| \$41.00 | \$14.00 | \$11.00 | \$3.00 |
| Per Window | Per Window | Per Window | Per Window |

SERIES 3050 PW SIZE RESTRICTIONS

| | Min | Max |
|-----------------|-----------|-----|
| Width | 8" | 96" |
| Height | 8" | 96" |
| Maximum Ul | 156" | |
| Minimum Sq. Ft. | 1 sq. ft. | |

TWIN & TRIPLE FORMULA

Twin Unit Opening Size*:

Exact Window Size =
 Opening Size - 1/4" (for clearance) - 1/2" (for mull)/2
 (for each window width)

Twin Unit Exact Size*:

Exact Size - 1/2" (for mull)/2 (for each window) = Individual
 Exact Window Size

Triple Unit Opening Size*:

Exact Window Size =
 Opening Size - 1/4" (for clearance) - 1" (for 2 mulls)/3
 (for each window width)

Triple Unit Exact Size*:

Exact Size - 1" (for 2 mulls)/3 (for each window) =
 Individual Exact Window Size
 *roundup down to nearest 1/8"

Manufacturing Specifications:

Opening size dimension preferred for orders. Manufacturer will make 1/4" deduction from opening width & height. When windows are ordered exact size, no deductions are made except to roundup down to the nearest increment, which equals 1/8".

Warranty (SH & PW)

Transferable, Limited Lifetime Warranty standard.

Optional Lifetime Glass Breakage and Labor Warranties:

| | |
|-----------------|--------------------|
| Glass Breakage | \$14.00 per window |
| Labor | \$28.00 per window |
| Glass and Labor | \$34.00 per window |

Optional Lifetime Glass Breakage and Labor Warranties

for Tempered Glass:

| | |
|-----------------|--------------------|
| Glass Breakage | \$11.00 per window |
| Labor | \$11.00 per window |
| Glass and Labor | \$11.00 per window |

Note: All windows per job must be warranted if glass breakage warranty is purchased. See warranty for complete details.

Exterior Laminate:

| | |
|-----------------|------------------------|
| Exterior Bronze | \$128.00 per window |
| | \$171.00 per mull unit |

Note: 5/8" flat grid only





REPLACEMENT WINDOWS

Phone 1-800-672-5828 • Fax 1-800-377-6502 • lowesservice@atriumwindows.com



SCS Item # 862170
 Available in 15 days
 Unless otherwise published in m20
 Order through m200

SERIES 3050 REPLACEMENT SLIDER WINDOW

| 2-Lite Slider Sizing & Base Price | | Popular Options Add option selected to the list price | | | | | | | | |
|-----------------------------------|------------|---|-----------------|-----------------------|-----------------------|-------------------------------|----------------------------|----------|---------------------------------|------------------------------|
| United Inches (Width + Height) | Base Price | Low-E Glass | Low-E Argon Gas | Ultra Low-E/Argon Gas | Double Strength Glass | White 5/8" or 3/4" Flat Grid* | White 5/8" Contoured Grid* | Almond** | Almond 5/8" or 3/4" Flat Grid** | Almond 5/8" Contoured Grid** |
| 0-61 | \$187.00 | \$23.00 | \$34.00 | \$46.00 | \$11.00 | \$28.00 | \$34.00 | \$12.00 | \$30.00 | \$36.00 |
| 62-73 | \$197.00 | \$23.00 | \$34.00 | \$46.00 | \$11.00 | \$28.00 | \$34.00 | \$12.00 | \$30.00 | \$36.00 |
| 74-83 | \$203.00 | \$23.00 | \$34.00 | \$46.00 | \$11.00 | \$28.00 | \$34.00 | \$13.00 | \$30.00 | \$36.00 |
| 84-93 | \$217.00 | \$23.00 | \$34.00 | \$46.00 | \$11.00 | \$28.00 | \$34.00 | \$13.00 | \$30.00 | \$36.00 |
| 94-101 | \$228.00 | \$23.00 | \$34.00 | \$46.00 | \$11.00 | \$28.00 | \$34.00 | \$14.00 | \$30.00 | \$36.00 |
| 102-110 | \$250.00 | \$23.00 | \$34.00 | \$46.00 | \$11.00 | \$28.00 | \$34.00 | \$15.00 | \$30.00 | \$36.00 |

| 3-Lite Slider Sizing & Base Price | | Popular Options Add option selected to the list price | | | | | | | | |
|-----------------------------------|------------|---|-----------------|-----------------------|-----------------------|-------------------------------|----------------------------|----------|---------------------------------|------------------------------|
| United Inches (Width + Height) | Base Price | Low-E Glass | Low-E Argon Gas | Ultra Low-E/Argon Gas | Double Strength Glass | White 5/8" or 3/4" Flat Grid* | White 5/8" Contoured Grid* | Almond** | Almond 5/8" or 3/4" Flat Grid** | Almond 5/8" Contoured Grid** |
| 62-73 | \$238.00 | \$23.00 | \$34.00 | \$46.00 | \$11.00 | \$28.00 | \$34.00 | \$15.00 | \$30.00 | \$36.00 |
| 74-83 | \$268.00 | \$23.00 | \$34.00 | \$46.00 | \$11.00 | \$28.00 | \$34.00 | \$17.00 | \$30.00 | \$36.00 |
| 84-93 | \$290.00 | \$23.00 | \$34.00 | \$46.00 | \$11.00 | \$28.00 | \$34.00 | \$18.00 | \$30.00 | \$36.00 |
| 94-101 | \$306.00 | \$23.00 | \$34.00 | \$46.00 | \$11.00 | \$28.00 | \$34.00 | \$19.00 | \$30.00 | \$36.00 |
| 102-110 | \$356.00 | \$23.00 | \$34.00 | \$46.00 | \$11.00 | \$28.00 | \$34.00 | \$22.00 | \$30.00 | \$36.00 |
| 111 - 120 | \$373.00 | \$23.00 | \$34.00 | \$46.00 | \$11.00 | \$28.00 | \$34.00 | \$23.00 | \$30.00 | \$36.00 |
| 121 - 130 | \$410.00 | \$23.00 | \$34.00 | \$46.00 | \$11.00 | \$28.00 | \$34.00 | \$25.00 | \$30.00 | \$36.00 |
| 131 - 140 | \$440.00 | \$23.00 | \$34.00 | \$46.00 | \$11.00 | \$28.00 | \$34.00 | \$27.00 | \$30.00 | \$36.00 |
| 141 - 150 | \$474.00 | \$23.00 | \$34.00 | \$46.00 | \$11.00 | \$28.00 | \$34.00 | \$29.00 | \$30.00 | \$36.00 |
| 151 - 158 | \$506.00 | \$23.00 | \$34.00 | \$46.00 | \$11.00 | \$28.00 | \$34.00 | \$31.00 | \$30.00 | \$36.00 |

For each U.I. over 110, 2 Lite: Add \$4.00 per U.I.; 3 Lite: Add \$3.00 Per U.I. United Inches = Exact Opening Width + Exact Opening Height. If the total results in a fraction, roundup down to the whole united inch. 73 1/2" = 73 U.I. *Includes Prairie and Perimeter Prairie. **Base window is defined as window only, 5/8", 3/4" or 1" grid, when applicable, should be upcharged.

Grid Options

Note: If option is in only one sash, price is 50% of the grid price.

| 1" Contoured Grid (Including Prairie) | 5/8" Contoured Valance Grid | 3/4" and 5/8" Flat Custom Grid | 5/8" Contoured Custom Grid | 1" Contoured Custom Grid |
|---------------------------------------|-----------------------------|--------------------------------|----------------------------|--------------------------|
| \$12.00 | \$34.00 | \$83.00 | \$89.00 | \$94.00 |
| Per Window Add On to Flat Grid Price | Per Window | Per Window | Per Window | Per Window |

Mulling Options

| Factory Prepared Mulling - Twin | Factory Prepared Mulling - Triple | Factory Installed Mulling - Twin | Factory Installed Mulling - Triple | Factory Installed Mulling - Over 3 Units |
|---------------------------------|-----------------------------------|----------------------------------|------------------------------------|--|
| \$14.00 | \$28.00 | \$33.00 | \$52.00 | \$17.00 |
| Per Twin | Per Triple | Per Twin | Per Triple | Per Window |

Additional Options

| Obscure Glass | Charcoal Alum. Screen (1/2 Screen) | Tempered Glass | Factory Applied Wrap Aroundup Foam | Breather Tubes |
|---------------|------------------------------------|----------------|------------------------------------|----------------|
| \$42.00 | \$14.00 | \$14.00 | \$12.00 | \$4.00 |
| Per Window | Per Window | Per Window | Per Window | Per Window |

SERIES 3050 2SL SLIDER WINDOW SIZE RESTRICTIONS

| | Min | Max |
|------------|---------|-----|
| Width | 23 1/2" | 72" |
| Height | 11 1/2" | 72" |
| Maximum UI | 132" | |

SERIES 3050 3SL SLIDER WINDOW SIZE RESTRICTIONS

| | Min | Max |
|-----------------|-----------|-----------------|
| Width | 71 3/4" | 96" |
| Height | 11 1/2" | 72" |
| Maximum UI | 158" | (1/3, 1/3, 1/3) |
| Maximum UI | 158" | (1/4, 1/2, 1/4) |
| Minimum Sq. Ft. | 1 sq. ft. | |

Must specify XO or OX:

- O = fixed panel; x = sliding panel, as viewed from exterior of window
- Standard Lite Configuration: 1/4, 1/2, 1/4
- Optional Lite Configuration: 1/3, 1/3, 1/3 (Please specify when ordering.)
- Width Restriction for 1/3, 1/3, 1/3, Minimum Width: 53 1/2", Max Width: 158"
- Note: Full Screen Not Available.

TWIN & TRIPLE FORMULA

Twin Unit Opening Size*:

Exact Window Size = Opening Size - 1/4" (for clearance) - 1/2" (for mull)/2 (for each window width)

Twin Unit Exact Size*:

Exact Size - 1/2" (for mull)/2 (for each window) = Individual Exact Window Size

Triple Unit Opening Size*:

Manufacturing Specifications:

Opening size dimension preferred for orders. Manufacturer will make 1/4" deduction from opening width & height. When windows are ordered exact size, no deductions are made except to roundup down to the nearest increment, which equals 1/8".

Warranty (Slider)

Transferable, Limited Lifetime Warranty standard.

Optional Lifetime Glass Breakage and Labor Warranties:

| | |
|-----------------|--------------------|
| Glass Breakage | \$14.00 per window |
| Labor | \$28.00 per window |
| Glass and Labor | \$35.00 per window |

Optional Lifetime Glass Breakage and Labor Warranties

for Tempered Glass:

| | |
|-----------------|--------------------|
| Glass Breakage | \$70.00 per window |
| Labor | \$28.00 per window |
| Glass and Labor | \$93.00 per window |

Note: All windows per job must be warranted if glass breakage warranty is purchased. See warranty for complete details.

Exact Window Size =

Opening Size - 1/4" (for clearance) - 1" (for 2 mulls)/3 (for each window width)

Triple Unit Exact Size*:

Exact Size - 1" (for 2 mulls)/3 (for each window) = Individual Exact Window Size

*roundup down to nearest 1/8"





REPLACEMENT WINDOWS

Phone 1-800-672-5828 • Fax 1-800-377-6502 • lowesservice@atriumwindows.com



SGS Item # 749071
Available in 15 days
Unless otherwise published in m2o
Order through m2o@

SERIES 3100 REPLACEMENT SINGLE HUNG WINDOW

| Sizing & Base Price | | Popular Options Add option selected to the list price | | | | | | | | |
|--------------------------------|------------|---|-----------------|-----------------------|-----------------------|-------------------------------|----------------------------|----------|---------------------------------|------------------------------|
| United Inches (Width + Height) | Base Price | Low-E Glass | Low-E Argon Gas | Ultra Low-E/Argon Gas | Double Strength Glass | White 5/8" or 3/4" Flat Grid* | White 5/8" Contoured Grid* | Almond** | Almond 5/8" or 3/4" Flat Grid** | Almond 5/8" Contoured Grid** |
| 0-61 | \$179.00 | \$19.00 | \$29.00 | \$39.00 | \$9.00 | \$24.00 | \$29.00 | \$11.00 | \$26.00 | \$31.00 |
| 62-73 | \$188.00 | \$19.00 | \$29.00 | \$39.00 | \$9.00 | \$24.00 | \$29.00 | \$12.00 | \$26.00 | \$31.00 |
| 74-83 | \$198.00 | \$19.00 | \$29.00 | \$39.00 | \$9.00 | \$24.00 | \$29.00 | \$12.00 | \$26.00 | \$31.00 |
| 84-93 | \$208.00 | \$19.00 | \$29.00 | \$39.00 | \$9.00 | \$24.00 | \$29.00 | \$13.00 | \$26.00 | \$31.00 |
| 94-101 | \$215.00 | \$19.00 | \$29.00 | \$39.00 | \$9.00 | \$24.00 | \$29.00 | \$13.00 | \$26.00 | \$31.00 |
| 102-110 | \$237.00 | \$19.00 | \$29.00 | \$39.00 | \$9.00 | \$24.00 | \$29.00 | \$15.00 | \$26.00 | \$31.00 |

For each U.I. over 110, Add \$2.50 per U.I. United Inches = Exact Opening Width + Exact Opening Height. If the total results in a fraction, roundup down to the whole united inch. 73 1/2" = 73 U.I. *Includes Prairie and Perimeter Prairie. **Base window is defined as window only. 5/8", 3/4" or 1" grid, when applicable, should be upcharged.

Grid Options

Note: If option is in only one sash, price is 50% of the grid price.

| 1" Contoured Grid (Including Prairie) | 3/4" or 5/8" Diamond Grid* | Contoured Valance Grid | 5/8" Flat Custom Grid | 3/4" and 5/8" 5/8" Contoured Custom Grid | 1" Contoured Custom Grid |
|---------------------------------------|----------------------------|------------------------|-----------------------|--|--------------------------|
| \$10.00 | \$78.00 | \$29.00 | \$24.00 | \$29.00 | \$34.00 |
| Per Window Add On to Flat Grid Price | Per Window | Per Window | Per Window | Per Window | Per Window |

Mulling Options

| Factory Prepared Mulling - Twin | Factory Prepared Mulling - Triple | Factory Installed Mulling - Twin | Factory Installed Mulling - Triple | Factory Installed Mulling - Over 3 Units |
|---------------------------------|-----------------------------------|----------------------------------|------------------------------------|--|
| \$12.00 | \$24.00 | \$28.00 | \$45.00 | \$15.00 |
| Per Twin | Per Triple | Per Twin | Per Triple | Per Window |

Additional Options

| Oriel or Cottage Window | Modified Oriel or Cottage Window | Obscure Glass | Obscure Glass Bottom Sash Only | Charcoal Alum. Screen (1/2 Screen) |
|-------------------------|----------------------------------|---------------|--------------------------------|------------------------------------|
| \$29.00 | \$29.00 | \$36.00 | \$18.00 | \$12.00 |
| Per Window | Per Window | Per Window | Per Window | Per Window |

SERIES 3100 SH WINDOW SIZE RESTRICTIONS

| | Min | Max |
|------------|---------|---------|
| Width | 16 7/8" | 51 3/4" |
| Height | 23 1/2" | 96" |
| Maximum UI | 132" | |

TWIN & TRIPLE FORMULA

Twin Unit Opening Size*:

Exact Window Size =

Opening Size - 1/4" (for clearance) - 1/2" (for mull)/2 (for each window width)

Twin Unit Exact Size*:

Exact Size - 1/2" (for mull)/2 (for each window) = Individual

Exact Window Size

Triple Unit Opening Size*:

Exact Window Size =

Opening Size - 1/4" (for clearance) - 1" (for 2 mulls)/3 (for each window width)

Triple Unit Exact Size*:

Exact Size - 1" (for 2 mulls)/3 (for each window) =

Individual Exact Window Size

*roundup down to nearest 1/8"

Manufacturing Specifications:

Opening size dimension preferred for orders. Manufacturer will make 1/4" deduction from opening width & height. When windows are ordered exact size, no deductions are made except to roundup down to the nearest increment, which equals 1/8".

Warranty (SH)

Transferable, Limited Lifetime Warranty standard.

Optional Lifetime Glass Breakage and Labor Warranties:

| | |
|-----------------|--------------------|
| Glass Breakage | \$12.00 per window |
| Labor | \$24.00 per window |
| Glass and Labor | \$30.00 per window |

Optional Lifetime Glass Breakage and Labor Warranties

for Tempered Glass:

| | |
|-----------------|--------------------|
| Glass Breakage | \$60.00 per window |
| Labor | \$24.00 per window |
| Glass and Labor | \$80.00 per window |

Note: All windows per job must be warranted if glass breakage warranty is purchased. See warranty for complete details.





REPLACEMENT WINDOWS

Phone 1-800-672-5828 • Fax 1-800-377-6502 • lowesservice@atriumwindows.com



SGS Item # 749071
Available in 15 days
Unless otherwise published in m2o
Order through m2o@

SERIES 3100 REPLACEMENT PICTURE WINDOW

| Sizing & Base Price | | Popular Options Add option selected to the list price | | | | | | | |
|--------------------------------|------------|---|-----------------|-----------------------|-------------------------------|----------------------------|----------|---------------------------------|------------------------------|
| United Inches (Width + Height) | Base Price | Low-E Glass | Low-E Argon Gas | Ultra Low-E/Argon Gas | White 5/8" or 3/4" Flat Grid* | White 5/8" Contoured Grid* | Almond** | Almond 5/8" or 3/4" Flat Grid** | Almond 5/8" Contoured Grid** |
| 0-61 | \$149.00 | \$20.00 | \$30.00 | \$41.00 | \$25.00 | \$30.00 | \$9.00 | \$27.00 | \$32.00 |
| 62-73 | \$158.00 | \$20.00 | \$30.00 | \$41.00 | \$25.00 | \$30.00 | \$10.00 | \$27.00 | \$32.00 |
| 74-83 | \$171.00 | \$20.00 | \$30.00 | \$41.00 | \$25.00 | \$30.00 | \$11.00 | \$27.00 | \$32.00 |
| 84-93 | \$187.00 | \$20.00 | \$30.00 | \$41.00 | \$25.00 | \$30.00 | \$12.00 | \$27.00 | \$32.00 |
| 94-101 | \$198.00 | \$20.00 | \$30.00 | \$41.00 | \$25.00 | \$30.00 | \$12.00 | \$27.00 | \$32.00 |
| 102-110 | \$218.00 | \$20.00 | \$30.00 | \$41.00 | \$25.00 | \$30.00 | \$14.00 | \$27.00 | \$32.00 |

For each U.I. over 110, PW Add \$2.50 per U.I. United Inches = Exact Opening Width + Exact Opening Height. If the total results in a fraction, roundup down to the whole united inch.
73 1/2" = 73 U.I. *Includes Prairie and Perimeter Prairie. **Base window is defined as window only. 5/8", 3/4" or 1" grid, when applicable, should be upcharged

Grid Options

Note: If option is in only one sash, price is 50% of the grid price.

| 1" Contoured Grid (Including Prairie) | Diamond Grid* | Contoured Valance Grid | Flat Custom Grid | 5/8" Contoured Custom Grid | 1" Contoured Custom Grid |
|---------------------------------------|---------------|------------------------|------------------|----------------------------|--------------------------|
| | \$82.00 | \$30.00 | \$25.00 | \$30.00 | \$35.00 |
| Per Window Add On to Flat Grid Price | Per Window | Per Window | Per Window | Per Window | Per Window |

Mulling Options

| Factory Prepared Mulling - Twin | Factory Prepared Mulling - Triple | Factory Installed Mulling - Twin | Factory Installed Mulling - Triple | Factory Installed Mulling - Over 3 Units |
|---------------------------------|-----------------------------------|----------------------------------|------------------------------------|--|
| \$10.00 | \$25.00 | \$30.00 | \$47.00 | \$15.00 |
| Per Twin | Per Triple | Per Twin | Per Triple | Per Window |

Additional Options

| |
|---------------|
| Obscure Glass |
| \$30.00 |
| Per Window |

SERIES 3100 PW SIZE RESTRICTIONS

| | Min | Max |
|-----------------|-----------|-----|
| Width | 8" | 87" |
| Height | 8" | 87" |
| Maximum UI | 156" | |
| Minimum Sq. Ft. | 1 sq. ft. | |

Note: If over 136 U.I., or one dimension is over 84", glass MUST be tempered. 59 1/2" Window Height and above requires bars in all sash stiles.

TWIN & TRIPLE FORMULA

Twin Unit Opening Size*:

Exact Window Size =
Opening Size - 1/4" (for clearance) - 1/2" (for mull)/2
(for each window width)

Twin Unit Exact Size*:

Exact Size - 1/2" (for mull)/2 (for each window) = Individual

Exact Window Size

Triple Unit Opening Size*:

Exact Window Size =

Opening Size - 1/4" (for clearance) - 1" (for 2 mulls)/3
(for each window width)

Triple Unit Exact Size*:

Exact Size - 1" (for 2 mulls)/3 (for each window) =

Individual Exact Window Size

*roundup down to nearest 1/8"

Manufacturing Specifications:

Opening size dimension preferred for orders. Manufacturer will make 1/4" deduction from opening width & height. When windows are ordered exact size, no deductions are made except to roundup down to the nearest increment, which equals 1/8".

Warranty (PW & SL)

Transferable, Limited Lifetime Warranty standard.

Optional Lifetime Glass Breakage and Labor Warranties:

| | |
|---------------------------|--------------------|
| Glass Breakage | |
| Labor | \$13.00 per window |
| Glass and Labor | \$25.00 per window |
| Optional Lifetime Glass I | \$31.00 per window |
| for Tempered Glass: | |
| Glass Breakage | |
| Labor | \$62.00 per window |
| Glass and Labor | \$25.00 per window |
| Note: All windows per jo | \$84.00 per window |

warranty is purchased. See warranty for complete details.





REPLACEMENT WINDOWS

Phone 1-800-672-5828 • Fax 1-800-377-6502 • lowesservice@atriumwindows.com



SGS Item # 749071
Available in 15 days
Unless otherwise published in m20
Order through m200

SERIES 3100 REPLACEMENT SLIDING WINDOW

| 2-Lite Slider Sizing & Base Price | | Popular Options Add option selected to the list price | | | | | | | | |
|--------------------------------------|------------|---|-----------------|-----------------------|-----------------------|-------------------------------|----------------------------|----------|---------------------------------|------------------------------|
| United Inches (Width + Height) | Base Price | Low-E Glass | Low-E Argon Gas | Ultra Low-E/Argon Gas | Double Strength Glass | White 5/8" or 3/4" Flat Grid* | White 5/8" Contoured Grid* | Almond** | Almond 5/8" or 3/4" Flat Grid** | Almond 5/8" Contoured Grid** |
| 0-61 | \$167.00 | \$20.00 | \$30.00 | \$41.00 | \$10.00 | \$25.00 | \$30.00 | \$10.00 | \$27.00 | \$32.00 |
| 62-73 | \$198.00 | \$20.00 | \$30.00 | \$41.00 | \$10.00 | \$25.00 | \$30.00 | \$12.00 | \$27.00 | \$32.00 |
| 74-83 | \$217.00 | \$20.00 | \$30.00 | \$41.00 | \$10.00 | \$25.00 | \$30.00 | \$14.00 | \$27.00 | \$32.00 |
| 84-93 | \$216.00 | \$20.00 | \$30.00 | \$41.00 | \$10.00 | \$25.00 | \$30.00 | \$15.00 | \$27.00 | \$32.00 |
| 94-101 | \$227.00 | \$20.00 | \$30.00 | \$41.00 | \$10.00 | \$25.00 | \$30.00 | \$16.00 | \$27.00 | \$32.00 |
| 102-110 | \$292.00 | \$20.00 | \$30.00 | \$41.00 | \$10.00 | \$25.00 | \$30.00 | \$18.00 | \$27.00 | \$32.00 |

| 3-Lite Slider Sizing & Base Price | | Popular Options Add option selected to the list price | | | | | | | | |
|--------------------------------------|------------|---|-----------------|-----------------------|-----------------------|-------------------------------|----------------------------|----------|---------------------------------|------------------------------|
| United Inches (Width + Height) | Base Price | Low-E Glass | Low-E Argon Gas | Ultra Low-E/Argon Gas | Double Strength Glass | White 5/8" or 3/4" Flat Grid* | White 5/8" Contoured Grid* | Almond** | Almond 5/8" or 3/4" Flat Grid** | Almond 5/8" Contoured Grid** |
| 62-73 | \$211.00 | \$20.00 | \$30.00 | \$41.00 | \$10.00 | \$25.00 | \$30.00 | \$13.00 | \$27.00 | \$32.00 |
| 74-83 | \$238.00 | \$20.00 | \$30.00 | \$41.00 | \$11.00 | \$25.00 | \$30.00 | \$15.00 | \$27.00 | \$32.00 |
| 84-93 | \$267.00 | \$20.00 | \$30.00 | \$41.00 | \$12.00 | \$25.00 | \$30.00 | \$16.00 | \$27.00 | \$32.00 |
| 94-101 | \$288.00 | \$20.00 | \$30.00 | \$41.00 | \$14.00 | \$25.00 | \$30.00 | \$18.00 | \$27.00 | \$32.00 |
| 102-110 | \$313.00 | \$20.00 | \$30.00 | \$41.00 | \$15.00 | \$25.00 | \$30.00 | \$19.00 | \$27.00 | \$32.00 |
| 111 - 120 | \$335.00 | \$20.00 | \$30.00 | \$41.00 | \$16.00 | \$25.00 | \$30.00 | \$21.00 | \$27.00 | \$32.00 |
| 121 - 130 | \$360.00 | \$20.00 | \$30.00 | \$41.00 | \$17.00 | \$25.00 | \$30.00 | \$22.00 | \$27.00 | \$32.00 |
| 131 - 140 | \$388.00 | \$20.00 | \$30.00 | \$41.00 | \$18.00 | \$25.00 | \$30.00 | \$24.00 | \$27.00 | \$32.00 |
| 141 - 150 | \$418.00 | \$20.00 | \$30.00 | \$41.00 | \$20.00 | \$25.00 | \$30.00 | \$26.00 | \$27.00 | \$32.00 |
| 151 - 158 | \$480.00 | \$20.00 | \$30.00 | \$41.00 | \$21.00 | \$25.00 | \$30.00 | \$29.00 | \$27.00 | \$32.00 |

For each U.I. over 110, 2 Lite: Add \$4.00 per U.I.; 3 Lite: Add \$4.00 Per U.I. United Inches = Exact Opening Width + Exact Opening Height. If the total results in a fraction, roundup down to the whole united inch. 73 1/2" = 73 U.I. *Includes Prairie and Perimeter Prairie. **Base window is defined as window only, 5/8", 3/4" or 1" grid, when applicable, should be upcharged

Grid Options

Note: If option is in only one sash, price is 50% of the grid price.

| 1" Contoured Grid (Including Prairie) | 3/4" or 5/8" Diamond Grid* | 5/8" Contoured Valance Grid | 3/4" and 5/8" Flat Custom Grid | 5/8" Contoured Custom Grid | 1" Contoured Custom Grid |
|---------------------------------------|----------------------------|-----------------------------|--------------------------------|----------------------------|--------------------------|
| \$10.00 | \$82.00 | \$30.00 | \$25.00 | \$30.00 | \$35.00 |
| Per Window Add On to Flat Grid Price | Per Window | Per Window | Per Window | Per Window | Per Window |

Mulling Options

| Factory Prepared Mulling - Twin | Factory Prepared Mulling - Triple | Factory Installed Mulling - Twin | Factory Installed Mulling - Triple | Factory Installed Mulling - Over 3 Units |
|---------------------------------|-----------------------------------|----------------------------------|------------------------------------|--|
| \$13.00 | \$25.00 | \$30.00 | \$47.00 | \$15.00 |
| Per Twin | Per Triple | Per Twin | Per Triple | Per Window |

Additional Options

| Obscure Glass | Charcoal Alum. Screen (1/2 Screen) |
|---------------|------------------------------------|
| \$38.00 | \$13.00 |
| Per Window | Per Window |

SERIES 3100 2SL SLIDER WINDOW SIZE RESTRICTIONS

| | Min | Max |
|------------|---------|---------|
| Width | 23 3/4" | 79 3/4" |
| Height | 16 3/4" | 73 3/4" |
| Maximum UI | 132" | |

SERIES 3100 3SL SLIDER WINDOW SIZE RESTRICTIONS

| | Min | Max |
|-----------------|-----------|-----------------|
| Width | 71 3/4" | 141 1/2" |
| Height | 16 3/4" | 73 3/4" |
| Maximum UI | 158" | (1/3, 1/3, 1/3) |
| Maximum UI | 180" | (1/4, 1/2, 1/4) |
| Minimum Sq. Ft. | 1 sq. ft. | |

Must specify XO or OX:

O = fixed panel; x = sliding panel, as viewed from exterior of window
 • Standard Lite Configuration: 1/4, 1/2, 1/4
 • Optional Lite Configuration: 1/3, 1/3, 1/3 (Please specify when ordering.)
 • Width Restriction for 1/3, 1/3, 1/3, Minimum Width: 54", Max Width: 108"
 Note: Full Screen Not Available.

TWIN & TRIPLE FORMULA

Twin Unit Opening Size*:

Exact Window Size = Opening Size - 1/4" (for clearance) - 1/2" (for mull)/2 (for each window width)

Twin Unit Exact Size*:

Exact Size - 1/2" (for mull)/2 (for each window) = Individual Exact Window Size

Triple Unit Opening Size*:

Manufacturing Specifications:

Opening size dimension preferred for orders. Manufacturer will make 1/4" deduction from opening width & height. When windows are ordered exact size, no deductions are made except to roundup down to the nearest increment, which equals 1/8".

Warranty (PW & SL)

Transferable, Limited Lifetime Warranty standard.

| | |
|-------------------------|--------------------|
| Optional Lifetime Glass | \$13.00 per window |
| Glass Breakage Labor | \$25.00 per window |
| Glass and Labor | \$31.00 per window |

Optional Lifetime Glass Breakage and Labor Warranties

for Tempered Glass:

| | |
|----------------------|--------------------|
| Glass Breakage Labor | \$62.00 per window |
| Glass and Labor | \$25.00 per window |
| Glass and Labor | \$84.00 per window |

Note: All windows per job must be warranted if glass breakage warranty is purchased. See warranty for complete details.

Exact Window Size =

Opening Size - 1/4" (for clearance) - 1" (for 2 mulls)/3 (for each window width)

Triple Unit Exact Size*:

Exact Size - 1" (for 2 mulls)/3 (for each window) = Individual Exact Window Size

*roundup down to nearest 1/8"





REPLACEMENT WINDOWS

Phone 1-800-672-5828 • Fax 1-800-377-6502 • lowesservice@atriumwindows.com



5/31 Item # 743072
Available in 15 days
Unless otherwise published in m20
Order through m20

SERIES 3201 REPLACEMENT DOUBLE HUNG WINDOW

| Sizing & Base Price | | Popular Options Add option selected to the list price | | | | | | | | |
|--------------------------------|------------|---|-----------------|-----------------------|-----------------------|-------------------------------|----------------------------|----------|---------------------------------|------------------------------|
| United Inches (Width + Height) | Base Price | Low-E Glass | Low-E Argon Gas | Ultra Low-E/Argon Gas | Double Strength Glass | White 5/8" or 3/4" Flat Grid* | White 5/8" Contoured Grid* | Almond** | Almond 5/8" or 3/4" Flat Grid** | Almond 5/8" Contoured Grid** |
| 0-61 | \$193.00 | \$19.00 | \$29.00 | \$39.00 | \$9.00 | \$24.00 | \$29.00 | \$13.00 | \$26.00 | \$31.00 |
| 62-73 | \$202.00 | \$19.00 | \$29.00 | \$39.00 | \$9.00 | \$24.00 | \$29.00 | \$14.00 | \$26.00 | \$31.00 |
| 74-83 | \$212.00 | \$19.00 | \$29.00 | \$39.00 | \$9.00 | \$24.00 | \$29.00 | \$14.00 | \$26.00 | \$31.00 |
| 84-93 | \$224.00 | \$19.00 | \$29.00 | \$39.00 | \$9.00 | \$24.00 | \$29.00 | \$15.00 | \$26.00 | \$31.00 |
| 94-101 | \$231.00 | \$19.00 | \$29.00 | \$39.00 | \$9.00 | \$24.00 | \$29.00 | \$16.00 | \$26.00 | \$31.00 |
| 102-110 | \$254.00 | \$19.00 | \$29.00 | \$39.00 | \$9.00 | \$24.00 | \$29.00 | \$17.00 | \$26.00 | \$31.00 |

For each U.I. over 110, DH: Add \$3.00 per U.I. United Inches = Exact Opening Width + Exact Opening Height. If the total results in a fraction, roundup down to the whole united inch.
73 1/2" = 73 U.I. *Includes Prairie and Perimeter Prairie. **Base window is defined as window only. 5/8", 3/4" or 1" grid, when applicable, should also be upcharged.

Color Options White Interior Only.
Only Available with 5/8" Contoured Grid. Please Specify Color.

| Exterior Paint Options: Black, Terratone, Clay, Gray, Brick Red, Bronze, Tan, Hunter Green, Dark Chocolate | |
|--|---------------|
| \$156.00 | \$189.00 |
| Per Window | Per Mull Unit |

Northern Energy Star Glass Option

| Northern Energy Star Package |
|------------------------------|
| \$39.00 |
| Per Window |

Grid Options Note: If option is in only one sash, price is 50% of the grid price.

| 1" Contoured Grid (Including Prairie) | 3/4" or 5/8" Diamond Grid* | 5/8" Contoured Valance Grid | 3/4" and 5/8" Flat Custom Grid | 5/8" Contoured Custom Grid | 1" Contoured Custom Grid |
|---------------------------------------|----------------------------|-----------------------------|--------------------------------|----------------------------|--------------------------|
| \$10.00 | \$78.00 | \$29.00 | \$24.00 | \$71.00 | \$76.00 |
| Per Window Add On to Flat Grid Price | Per Window | Per Window | Per Window | Per Window | Per Window |

Mulling Options

| Factory Prepared Mulling - Twin | Factory Prepared Mulling - Triple | Factory Installed Mulling - Twin | Factory Installed Mulling - Triple | Factory Installed Mulling - Over 3 Units | Reinforced Mull (For 2 Units) | Reinforced Mull (For 3 Units) |
|---------------------------------|-----------------------------------|----------------------------------|------------------------------------|--|-------------------------------|-------------------------------|
| \$12.00 | \$24.00 | \$28.00 | \$45.00 | \$15.00 | \$60.00 | \$95.00 |
| Per Twin | Per Triple | Per Twin | Per Triple | Per Window | | |

Additional Options

| Factory Applied Wrap Aroundup Foam | InsulKorTM Foam Filled Frame | Obscure Glass |
|------------------------------------|------------------------------|---------------|
| \$10.00 | \$29.00 | \$36.00 |
| Per Window | Per Window | Per Window |

SERIES 3201 DH WINDOW SIZE RESTRICTIONS

| | Min | Max |
|------------|---------|-----|
| Width | 14 1/2" | 54" |
| Height | 23 1/8" | 91" |
| Maximum UI | 126" | |

TWIN & TRIPLE FORMULA

Twin Unit Opening Size*:

Exact Window Size =
Opening Size - 1/4" (for clearance) - 1/2" (for mull)/2
(for each window width)

Twin Unit Exact Size*:

Exact Size - 1/2" (for mull)/2 (for each window) = Individual
Exact Window Size
Triple Unit Opening Size*:

Exact Window Size =

Opening Size - 1/4" (for clearance) - 1" (for 2 mulls)/3
(for each window width)

Triple Unit Exact Size*:

Exact Size - 1" (for 2 mulls)/3 (for each window) =
Individual Exact Window Size
*roundup down to nearest 1/8"

Manufacturing Specifications:

Opening size dimension preferred for orders. Manufacturer will make 1/4" deduction from opening width & height. When windows are ordered exact size, no deductions are made except to roundup down to the nearest increment, which equals 1/8".

Warranty

Transferable, Limited Lifetime Warranty standard.

Optional Lifetime Glass Breakage and Labor Warranties:

| | |
|-----------------|--------------------|
| Glass Breakage | \$12.00 per window |
| Labor | \$24.00 per window |
| Glass and Labor | \$30.00 per window |

Optional Lifetime Glass Breakage and Labor Warranties

for Tempered Glass:

| | |
|-----------------|--------------------|
| Glass Breakage | \$60.00 per window |
| Labor | \$24.00 per window |
| Glass and Labor | \$80.00 per window |

Note: All windows per job must be warranted if glass breakage warranty is purchased. See warranty for complete details.





REPLACEMENT WINDOWS

Phone 1-800-672-5828 • Fax 1-800-377-6502 • lowesservice@atriumwindows.com



SGS Item # 743072
Available in 15 days
Unless otherwise published in m2o
Order through m2o@

SERIES 3201 REPLACEMENT PICTURE WINDOW

| Sizing & Base Price | | Popular Options Add option selected to the list price | | | | | | | |
|--------------------------------|------------|---|-----------------|-----------------------|-------------------------------|----------------------------|----------|---------------------------------|------------------------------|
| United Inches (Width + Height) | Base Price | Low-E Glass | Low-E Argon Gas | Ultra Low-E/Argon Gas | White 5/8" or 3/4" Flat Grid* | White 5/8" Contoured Grid* | Almond** | Almond 5/8" or 3/4" Flat Grid** | Almond 5/8" Contoured Grid** |
| 0-61 | \$160.00 | \$20.00 | \$30.00 | \$41.00 | \$25.00 | \$30.00 | \$10.00 | \$27.00 | \$32.00 |
| 62-73 | \$170.00 | \$20.00 | \$30.00 | \$41.00 | \$25.00 | \$30.00 | \$11.00 | \$27.00 | \$32.00 |
| 74-83 | \$184.00 | \$20.00 | \$30.00 | \$41.00 | \$25.00 | \$30.00 | \$12.00 | \$27.00 | \$32.00 |
| 84-93 | \$200.00 | \$20.00 | \$30.00 | \$41.00 | \$25.00 | \$30.00 | \$12.00 | \$27.00 | \$32.00 |
| 94-101 | \$214.00 | \$20.00 | \$30.00 | \$41.00 | \$25.00 | \$30.00 | \$13.00 | \$27.00 | \$32.00 |
| 102-110 | \$236.00 | \$20.00 | \$30.00 | \$41.00 | \$25.00 | \$30.00 | \$15.00 | \$27.00 | \$32.00 |

For each U.I. over 110, PW Add \$2.50 per U.I. United Inches = Exact Opening Width + Exact Opening Height. If the total results in a fraction, roundup down to the whole united inch.
73 1/2" = 73 U.I. *Includes Prairie and Perimeter Prairie. **Base window is defined as window only. 5/8", 3/4" or 1" grid, when applicable, should also be upcharged.

Color Options White Interior Only.
Only Available with 5/8" Contoured Grid. Please Specify Color.

| Exterior Paint Options: Black, Terratone, Clay, Gray, Brick Red, Bronze, Tan, Hunter Green, Dark Chocolate | |
|--|---------------|
| \$164.00 | \$199.00 |
| Per Window | Per Mull Unit |

Northern Energy Star Glass Option

| Northern Energy Star Package |
|------------------------------|
| \$41.00 |
| Per Window |

Grid Options Note: If option is in only one sash, price is 50% of the grid price.

| 1" Contoured Grid (Including Prairie) | 3/4" or 5/8" Diamond Grid* | 5/8" Contoured Valance Grid | 3/4" and 5/8" Flat Custom Grid | 5/8" Contoured Custom Grid | 1" Contoured Custom Grid |
|---------------------------------------|----------------------------|-----------------------------|--------------------------------|----------------------------|--------------------------|
| \$10.00 | \$82.00 | \$30.00 | \$25.00 | \$75.00 | \$80.00 |
| Per Window Add On to Flat Grid Price | Per Window | Per Window | Per Window | Per Window | Per Window |

Mulling Options

| Factory Prepared Mulling - Twin | Factory Prepared Mulling - Triple | Factory Installed Mulling - Twin | Factory Installed Mulling - Triple | Factory Installed Mulling - Over 3 Units | Reinforced Mull (For 2 Units) | Reinforced Mull (For 3 Units) |
|---------------------------------|-----------------------------------|----------------------------------|------------------------------------|--|-------------------------------|-------------------------------|
| \$13.00 | \$25.00 | \$30.00 | \$47.00 | \$15.00 | \$62.00 | \$100.00 |
| Per Twin | Per Triple | Per Twin | Per Triple | Per Window | | |

Additional Options

| Factory Applied Wrap Aroundup Foam | InsulKorTM Foam Filled Frame | Obscure Glass |
|------------------------------------|------------------------------|---------------|
| \$10.00 | \$30.00 | \$38.00 |
| Per Window | Per Window | Per Window |

SERIES 3201 PW SIZE RESTRICTIONS

| | Min | Max |
|-----------------|-----------|-----|
| Width | 8" | 86" |
| Height | 8" | 86" |
| Maximum UI | 136" | |
| Minimum Sq. Ft. | 1 sq. ft. | |

Note: If over 136 U.I., or one dimension is over 84", glass MUST be tempered.

Picture Window sashes are to be ordered as replacement, and installed in original frame. Do not install Picture Window Sashes without frames.

TWIN & TRIPLE FORMULA

Twin Unit Opening Size*:

Exact Window Size =
Opening Size - 1/4" (for clearance) - 1/2" (for mull)/2
(for each window width)

Twin Unit Exact Size*:

Exact Size - 1/2" (for mull)/2 (for each window) = Individual

Exact Window Size

Triple Unit Opening Size*:

Exact Window Size =

Opening Size - 1/4" (for clearance) - 1" (for 2 mulls)/3
(for each window width)

Triple Unit Exact Size*:

Exact Size - 1" (for 2 mulls)/3 (for each window) =

Individual Exact Window Size
*roundup down to nearest 1/8"

Manufacturing Specifications:

Opening size dimension preferred for orders. Manufacturer will make 1/4" deduction from opening width & height. When windows are ordered exact size, no deductions are made except to roundup down to the nearest increment, which equals 1/8".

Warranty (Slider & PW)

Transferable, Limited Lifetime Warranty standard.

Optional Lifetime Glass Breakage and Labor Warranties:

| | |
|-----------------|--------------------|
| Glass Breakage | \$13.00 per window |
| Labor | \$25.00 per window |
| Glass and Labor | \$31.00 per window |

Optional Lifetime Glass Breakage and Labor Warranties

for Tempered Glass:

| | |
|-----------------|--------------------|
| Glass Breakage | \$62.00 per window |
| Labor | \$25.00 per window |
| Glass and Labor | \$84.00 per window |

Note: All windows per job must be warranted if glass breakage warranty is purchased. See warranty for complete details.





REPLACEMENT WINDOWS

Phone 1-800-672-5828 • Fax 1-800-377-6502 • lowesservice@atriumwindows.com



SGS Item # 740072
Available in 15 days
Unless otherwise published in m2o
Order through m2o@

SERIES 3201 REPLACEMENT SLIDING WINDOW

| 2-Lite Slider Sizing & Base Price | | Popular Options Add option selected to the list price | | | | | | | | |
|--------------------------------------|------------|---|-----------------|-----------------------|-----------------------|-------------------------------|----------------------------|----------|---------------------------------|------------------------------|
| United Inches (Width + Height) | Base Price | Low-E Glass | Low-E Argon Gas | Ultra Low-E/Argon Gas | Double Strength Glass | White 5/8" or 3/4" Flat Grid* | White 5/8" Contoured Grid* | Almond** | Almond 5/8" or 3/4" Flat Grid** | Almond 5/8" Contoured Grid** |
| 0-61 | \$227.00 | \$20.00 | \$30.00 | \$41.00 | \$10.00 | \$25.00 | \$30.00 | \$14.00 | \$27.00 | \$32.00 |
| 62-73 | \$240.00 | \$20.00 | \$30.00 | \$41.00 | \$10.00 | \$25.00 | \$30.00 | \$15.00 | \$27.00 | \$32.00 |
| 74-83 | \$251.00 | \$20.00 | \$30.00 | \$41.00 | \$10.00 | \$25.00 | \$30.00 | \$16.00 | \$27.00 | \$32.00 |
| 84-93 | \$266.00 | \$20.00 | \$30.00 | \$41.00 | \$10.00 | \$25.00 | \$30.00 | \$16.00 | \$27.00 | \$32.00 |
| 94-101 | \$279.00 | \$20.00 | \$30.00 | \$41.00 | \$10.00 | \$25.00 | \$30.00 | \$17.00 | \$27.00 | \$32.00 |
| 102-110 | \$308.00 | \$20.00 | \$30.00 | \$41.00 | \$10.00 | \$25.00 | \$30.00 | \$19.00 | \$27.00 | \$32.00 |

| 3-Lite Slider Sizing & Base Price | | Popular Options Add option selected to the list price | | | | | | | | |
|--------------------------------------|------------|---|-----------------|-----------------------|-----------------------|-------------------------------|----------------------------|----------|---------------------------------|------------------------------|
| United Inches (Width + Height) | Base Price | Low-E Glass | Low-E Argon Gas | Ultra Low-E/Argon Gas | Double Strength Glass | White 5/8" or 3/4" Flat Grid* | White 5/8" Contoured Grid* | Almond** | Almond 5/8" or 3/4" Flat Grid** | Almond 5/8" Contoured Grid** |
| 62-73 | \$274.00 | \$20.00 | \$30.00 | \$41.00 | \$10.00 | \$25.00 | \$30.00 | \$17.00 | \$27.00 | \$32.00 |
| 74-83 | \$338.00 | \$20.00 | \$30.00 | \$41.00 | \$10.00 | \$25.00 | \$30.00 | \$21.00 | \$27.00 | \$32.00 |
| 84-93 | \$376.00 | \$20.00 | \$30.00 | \$41.00 | \$10.00 | \$25.00 | \$30.00 | \$23.00 | \$27.00 | \$32.00 |
| 94-101 | \$401.00 | \$20.00 | \$30.00 | \$41.00 | \$10.00 | \$25.00 | \$30.00 | \$25.00 | \$27.00 | \$32.00 |
| 102-110 | \$432.00 | \$20.00 | \$30.00 | \$41.00 | \$10.00 | \$25.00 | \$30.00 | \$26.00 | \$27.00 | \$32.00 |
| 111 - 120 | \$454.00 | \$20.00 | \$30.00 | \$41.00 | \$10.00 | \$25.00 | \$30.00 | \$28.00 | \$27.00 | \$32.00 |
| 121 - 130 | \$495.00 | \$20.00 | \$30.00 | \$41.00 | \$10.00 | \$25.00 | \$30.00 | \$30.00 | \$27.00 | \$32.00 |
| 131 - 140 | \$531.00 | \$20.00 | \$30.00 | \$41.00 | \$10.00 | \$25.00 | \$30.00 | \$32.00 | \$27.00 | \$32.00 |
| 141 - 150 | \$569.00 | \$20.00 | \$30.00 | \$41.00 | \$10.00 | \$25.00 | \$30.00 | \$35.00 | \$27.00 | \$32.00 |
| 151 - 158 | \$605.00 | \$20.00 | \$30.00 | \$41.00 | \$10.00 | \$25.00 | \$30.00 | \$37.00 | \$27.00 | \$32.00 |

For each U.I. over 110, 2 Lite: Add \$3.00 per U.I. United Inches = Exact Opening Width + Exact Opening Height. If the total results in a fraction, roundup down to the whole united inch.
73 1/2" = 73 U.I. *Includes Prairie and Perimeter Prairie. **Base window is defined as window only. 5/8", 3/4" or 1" grid, when applicable, should be upcharged.

Color Options White Interior Only.
Only Available with 5/8" Contoured Grid. Please Specify Color.

| Exterior Paint Options: Black, Terratone, Clay, Gray, Brick Red, Bronze, Tan, Hunter Green, Dark Chocolate | |
|--|-----------------|
| \$164.00 | \$199.00 |
| Per Window | Per Muller Unit |

Northern Energy Star Glass Option

| |
|------------|
| \$41.00 |
| Per Window |

Grid Options Note: If option is in only one sash, price is 50% of the grid price.

| 1" Contoured Grid (Including Prairie) | 3/4" or 5/8" Diamond Grid* | 5/8" Contoured Valance Grid | 3/4" and 5/8" Flat Custom Grid | 5/8" Contoured Custom Grid | 1" Contoured Custom Grid |
|---------------------------------------|----------------------------|-----------------------------|--------------------------------|----------------------------|--------------------------|
| \$10.00 | \$82.00 | \$30.00 | \$25.00 | \$75.00 | \$80.00 |
| Per Window Add On to Flat Grid Price | Per Window | Per Window | Per Window | Per Window | Per Window |

Mulling Options

| Factory Prepared Mulling - Twin | Factory Prepared Mulling - Triple | Factory Installed Mulling - Twin | Factory Installed Mulling - Triple | Factory Installed Mulling - Over 3 Units |
|---------------------------------|-----------------------------------|----------------------------------|------------------------------------|--|
| \$13.00 | \$25.00 | \$30.00 | \$47.00 | \$15.00 |
| Per Twin | Per Triple | Per Twin | Per Triple | Per Window |

Additional Options

| Obscure Glass | Factory Applied Wrap Aroundup Foam | InsulKor™ Foam Filled Frame | Additional Sash Lock* |
|---------------|------------------------------------|-----------------------------|-----------------------|
| \$10.00 | \$30.00 | \$38.00 | \$5.00 |
| Per Window | Per Window | Per Window | Per Window |

*Heights less than 27 1/4"

Screen Options

| FlexScreen (1/2 Screen) | Charcoal Aluminum Screen (1/2 Screen) | Clear View Screen Mesh (1/2 Screen) | Heavy Duty Screen Mesh (1/2 Screen) |
|-------------------------|---------------------------------------|-------------------------------------|-------------------------------------|
| \$19.00 | \$14.00 | \$9.00 | \$9.00 |
| Per Window | Per Window | Per Window | Per Window |

SERIES 3201 2SL SLIDER WINDOW SIZE RESTRICTIONS

| | Min | Max |
|------------|---------|-----|
| Width | 23 1/8" | 84" |
| Height | 17 3/4" | 72" |
| Maximum UI | 132" | |

SERIES 3201 3SL SLIDER WINDOW SIZE RESTRICTIONS

| | Min | Max |
|-----------------|-----------|------|
| Width | 60" | 120" |
| Height | 17 3/4" | 72" |
| Maximum UI | 158" | |
| Minimum Sq. Ft. | 1 sq. ft. | |

Must specify XO or OX:

- O = fixed panel; x = sliding panel, as viewed from exterior of window
- Standard Lite Configuration: 1/4, 1/2, 1/4
- Optional Lite Configuration: 1/3, 1/3, 1/3 (Please specify when ordering.)
- Width Restriction for 1/3, 1/3, 1/3, Minimum Width: 54", Max Width: 90"

SEE PREVIOUS PAGE FOR TEMPERED GLASS AND WARRANTY





REPLACEMENT WINDOWS

Phone 1-800-672-5828 • Fax 1-800-377-6502 • lowesservice@atriumwindows.com



SGS Item # 2008
Available in 15 days
Unless otherwise published in m2o
Order through m2o@

SERIES 3500 REPLACEMENT DOUBLE HUNG WINDOW

| Sizing & Base Price | | Popular Options Add option selected to the list price | | | | | | | | |
|--------------------------------|------------|---|-----------------|-----------------------|-----------------------|-------------------------------|----------------------------|----------|---------------------------------|------------------------------|
| United Inches (Width + Height) | Base Price | Low-E Glass | Low-E Argon Gas | Ultra Low-E/Argon Gas | Double Strength Glass | White 5/8" or 3/4" Flat Grid* | White 5/8" Contoured Grid* | Almond** | Almond 5/8" or 3/4" Flat Grid** | Almond 5/8" Contoured Grid** |
| 0-61 | \$218.00 | \$18.00 | \$26.00 | \$36.00 | \$8.00 | \$22.00 | \$26.00 | \$14.00 | \$23.00 | \$28.00 |
| 62-73 | \$231.00 | \$18.00 | \$26.00 | \$36.00 | \$8.00 | \$22.00 | \$26.00 | \$14.00 | \$23.00 | \$28.00 |
| 74-83 | \$240.00 | \$18.00 | \$26.00 | \$36.00 | \$8.00 | \$22.00 | \$26.00 | \$15.00 | \$23.00 | \$28.00 |
| 84-93 | \$255.00 | \$18.00 | \$26.00 | \$36.00 | \$8.00 | \$22.00 | \$26.00 | \$16.00 | \$23.00 | \$28.00 |
| 94-101 | \$268.00 | \$18.00 | \$26.00 | \$36.00 | \$8.00 | \$22.00 | \$26.00 | \$17.00 | \$23.00 | \$28.00 |
| 102-110 | \$297.00 | \$18.00 | \$26.00 | \$36.00 | \$8.00 | \$22.00 | \$26.00 | \$18.00 | \$23.00 | \$28.00 |

For each U.I. over 110, DH Add \$3.50 per U.I. United Inches = Exact Opening Width + Exact Opening Height. If the total results in a fraction, roundup down to the whole united inch.

73 1/2" = 73 U.I. *Includes Prairie and Perimeter Prairie. **Base window is defined as window only. 5/8", 3/4" or 1" grid, when applicable, should also be upcharged. Note: Almond color not available with interior or exterior finishes.

Exterior Laminate

| | |
|--|-----|
| Exterior: Bronze White interior only, Grid matches exterior color | 30% |
| Add on to base price | |

Grid Options Note: If option is in only one sash, price is 50% of the grid price.

| 1" Contoured Grid (Including Prairie) | 1 1/8" Simulated Divided Lite (SDL) | 3/4" or 5/8" Diamond Grid* (Extended Lead Time) | 5/8" Contoured Valance Grid | 3/4" and 5/8" Flat Custom Grid | 5/8" Contoured Custom Grid | 1" Contoured Custom Grid |
|--|-------------------------------------|---|-----------------------------|--------------------------------|----------------------------|--------------------------|
| \$9.00 | \$20.00 | \$71.00 | \$69.00 | \$64.00 | \$69.00 | \$73.00 |
| Per Window Add On to Flat Grid Price | Per Lite | Per Window | Per Window | Per Window | Per Window | Per Window |

Mulling Options

| Factory Prepared Mulling - Twin | Factory Prepared Mulling - Triple | Factory Installed Mulling - Twin | Factory Installed Mulling - Triple | Factory Installed Mulling - Over 3 Units | Reinforced Mull (For 2 Units) | Reinforced Mull (For 3 Units) |
|---------------------------------|-----------------------------------|----------------------------------|------------------------------------|--|-------------------------------|-------------------------------|
| \$11.00 | \$22.00 | \$26.00 | \$40.00 | \$13.00 | \$54.00 | \$86.00 |
| Per Twin | Per Triple | Per Twin | Per Triple | Per Window | | |

Screen Options

| FlexScreen (Full Screen) | FlexScreen (1/2 Screen) | Fiberglass Screen (Full Screen) | Charcoal Alum. Screen (1/2 Screen) | Charcoal Aluminum Screen (Full Screen) | Clear View Screen Mesh (1/2 Screen) | Clear View Screen Mesh (Full Screen) | Heavy Duty Screen Mesh (1/2 Screen) | Heavy Duty Screen Mesh (Full Screen) |
|--------------------------|-------------------------|---------------------------------|------------------------------------|--|-------------------------------------|--------------------------------------|-------------------------------------|--------------------------------------|
| \$28.00 | \$16.00 | \$16.00 | \$12.00 | \$38.00 | \$8.00 | \$27.00 | \$8.00 | \$27.00 |
| Per Window | Per Window | Per Window | Per Window | Per Window | Per Window | Per Window | Per Window | Per Window |

Additional Options

| Obscure Glass | Obscure Glass Bottom Sash | Additional Sash Lock* | Factory Applied Wrap Aroundup Foam | Oriel (2/5 @ bottom) or Cottage (2/5 @ top) | Modified Oriel or Cottage** |
|---------------|---------------------------|-----------------------|------------------------------------|---|-----------------------------|
| \$32.00 | \$16.00 | \$8.00 | \$9.00 | \$26.00 | \$52.00 |
| Per Window | Per Window | Per Window | Per Window | Per Window | Per Window |

*Widths less than 27 1/4"

**Meeting rail specified other 2/5 or 3/5

SERIES 3500 DH WINDOW SIZE RESTRICTIONS

| | Min | Max |
|------------|---------|-----|
| Width | 17 3/4" | 54" |
| Height | 26" | 91" |
| Maximum UI | 126" | |

TWIN & TRIPLE FORMULA

Twin Unit Opening Size*:

Exact Window Size =
Opening Size - 1/4" (for clearance) - 1/2" (for mull)/2
(for each window width)

Twin Unit Exact Size*:

Exact Size - 1/2" (for mull)/2 (for each window) = Individual

Exact Window Size

Triple Unit Opening Size*:

Exact Window Size =

Opening Size - 1/4" (for clearance) - 1" (for 2 mulls)/3

(for each window width)

Triple Unit Exact Size*:

Exact Size - 1" (for 2 mulls)/3 (for each window) =

Individual Exact Window Size

*roundup down to nearest 1/8"

Manufacturing Specifications:

Opening size dimension preferred for orders. Manufacturer will make 1/4" deduction from opening width & height. When windows are ordered exact size, no deductions are made except to roundup down to the nearest increment, which equals 1/8".

Warranty

Transferable, Limited Lifetime Warranty standard.

Optional Lifetime Glass Breakage and Labor Warranties:

| | |
|-----------------|--------------------|
| Glass Breakage | \$11.00 per window |
| Labor | \$22.00 per window |
| Glass and Labor | \$27.00 per window |

Optional Lifetime Glass Breakage and Labor Warranties

for Tempered Glass:

| | |
|-----------------|--------------------|
| Glass Breakage | \$54.00 per window |
| Labor | \$22.00 per window |
| Glass and Labor | \$72.00 per window |

Note: All windows per job must be warranted if glass breakage warranty is purchased. See warranty for complete details.





REPLACEMENT WINDOWS

Phone 1-800-672-5828 • Fax 1-800-377-6502 • lowesservice@atriumwindows.com



SGS Item # 2008
Available in 15 days
Unless otherwise published in m2o
Order through m2o08

SERIES 3500 REPLACEMENT PICTURE WINDOW

| Sizing & Base Price | | Popular Options Add option selected to the list price | | | | | | | | |
|--------------------------------|------------|---|-----------------|-----------------------|-------------------------------|----------------------------|----------|---------------------------------|------------------------------|--|
| United Inches (Width + Height) | Base Price | Low-E Glass | Low-E Argon Gas | Ultra Low-E/Argon Gas | White 5/8" or 3/4" Flat Grid* | White 5/8" Contoured Grid* | Almond** | Almond 5/8" or 3/4" Flat Grid** | Almond 5/8" Contoured Grid** | |
| 0-61 | \$176.00 | \$20.00 | \$29.00 | \$40.00 | \$25.00 | \$29.00 | \$11.00 | \$26.00 | \$31.00 | |
| 62-73 | \$201.00 | \$20.00 | \$29.00 | \$40.00 | \$25.00 | \$29.00 | \$13.00 | \$26.00 | \$31.00 | |
| 74-83 | \$214.00 | \$20.00 | \$29.00 | \$40.00 | \$25.00 | \$29.00 | \$13.00 | \$26.00 | \$31.00 | |
| 84-93 | \$240.00 | \$20.00 | \$29.00 | \$40.00 | \$25.00 | \$29.00 | \$15.00 | \$26.00 | \$31.00 | |
| 94-101 | \$256.00 | \$20.00 | \$29.00 | \$40.00 | \$25.00 | \$29.00 | \$16.00 | \$26.00 | \$31.00 | |
| 102-110 | \$278.00 | \$20.00 | \$29.00 | \$40.00 | \$25.00 | \$29.00 | \$17.00 | \$26.00 | \$31.00 | |

For each U.I. over 110, PW Add \$3.00 per U.I. United Inches = Exact Opening Width + Exact Opening Height. If the total results in a fraction, roundup down to the whole united inch.

73 1/2" = 73 U.I. *Includes Prairie and Perimeter Prairie. **Base window is defined as window only. 5/8", 3/4" or 1" grid, when applicable, should also be upcharged. Note: Almond color not available with interior or exterior finishes.

Exterior Laminate

| |
|--|
| Exterior: Bronze White interior only, Grid matches exterior color |
| 30% |
| Add on to base price |

Grid Options

Note: If option is in only one sash, price is 50% of the grid price.

| 1" Contoured Grid (Including Prairie) | 1 1/8" Simulated Divided Lite (SDL) | 3/4" or 5/8" Diamond Grid* (Extended Lead Time) | 5/8" Contoured Valance Grid | 3/4" and 5/8" Flat Custom Grid | 5/8" Contoured Custom Grid | 1" Contoured Custom Grid |
|---------------------------------------|-------------------------------------|---|-----------------------------|--------------------------------|----------------------------|--------------------------|
| \$10.00 | \$22.00 | \$80.00 | \$77.00 | \$73.00 | \$77.00 | \$82.00 |
| Per Window Add On to Flat Grid Price | Per Lite | Per Window | Per Window | Per Window | Per Window | Per Window |

Mulling Options

| Factory Prepared Mulling - Twin | Factory Prepared Mulling - Triple | Factory Installed Mulling - Twin | Factory Installed Mulling - Triple | Factory Installed Mulling - Over 3 Units | Reinforced Mull (For 2 Units) | Reinforced Mull (For 3 Units) |
|---------------------------------|-----------------------------------|----------------------------------|------------------------------------|--|-------------------------------|-------------------------------|
| \$13.00 | \$25.00 | \$29.00 | \$46.00 | \$15.00 | \$61.00 | \$97.00 |
| Per Twin | Per Triple | Per Twin | Per Triple | Per Window | | |

Additional Options

| Obscure Glass | Factory Applied Wrap Around Foam |
|---------------|----------------------------------|
| \$37.00 | \$10.00 |
| Per Window | Per Window |

SERIES 3500 DH WINDOW SIZE RESTRICTIONS

| | Min | Max |
|-----------------|-----------|-----|
| Width | 8" | 86" |
| Height | 8" | 86" |
| Maximum UI | 136" | |
| Minimum Sq. Ft. | 1 sq. ft. | |

Note: If over 136 U.I., or if one dimension is over 84", glass must be tempered. Picture Window sashes are to be ordered as replacement, and installed in original frame. Do not install Picture Window Sashes without frames.

TWIN & TRIPLE FORMULA

Twin Unit Opening Size*:

Exact Window Size =
Opening Size - 1/4" (for clearance) - 1/2" (for mull)/2
(for each window width)

Twin Unit Exact Size*:

Exact Size - 1/2" (for mull)/2 (for each window) = Individual Exact Window Size

Triple Unit Opening Size*:

Exact Window Size =
Opening Size - 1/4" (for clearance) - 1" (for 2 mulls)/3
(for each window width)

Triple Unit Exact Size*:

Exact Size - 1" (for 2 mulls)/3 (for each window) = Individual Exact Window Size
*roundup down to nearest 1/8"

Manufacturing Specifications:

Opening size dimension preferred for orders. Manufacturer will make 1/4" deduction from opening width & height. When windows are ordered exact size, no deductions are made except to roundup down to the nearest increment, which equals 1/8".

Warranty (SL & PW)

Transferable, Limited Lifetime Warranty standard.

Optional Lifetime Glass Breakage and Labor Warranties:

| | |
|-----------------|--------------------|
| Glass Breakage | \$13.00 per window |
| Labor | \$25.00 per window |
| Glass and Labor | \$31.00 per window |

Optional Lifetime Glass Breakage and Labor Warranties

for Tempered Glass:

| | |
|-----------------|--------------------|
| Glass Breakage | \$61.00 per window |
| Labor | \$25.00 per window |
| Glass and Labor | \$81.00 per window |

Note: All windows per job must be warranted if glass breakage warranty is purchased. See warranty for complete details.





REPLACEMENT WINDOWS

Phone 1-800-672-5828 • Fax 1-800-377-6502 • lowesservice@atriumwindows.com



SGS Item # 2008
Available in 15 days
Unless otherwise published in m20
Order through m2008

SERIES 3500 REPLACEMENT SLIDING WINDOW

| 2-Lite Slider Sizing & Base Price | | Popular Options Add option selected to the list price | | | | | | | | |
|--------------------------------------|------------|---|-----------------|-----------------------|-----------------------|-------------------------------|----------------------------|----------|---------------------------------|------------------------------|
| United Inches (Width + Height) | Base Price | Low-E Glass | Low-E Argon Gas | Ultra Low-E/Argon Gas | Double Strength Glass | White 5/8" or 3/4" Flat Grid* | White 5/8" Contoured Grid* | Almond** | Almond 5/8" or 3/4" Flat Grid** | Almond 5/8" Contoured Grid** |
| 0-61 | \$266.00 | \$20.00 | \$29.00 | \$40.00 | \$10.00 | \$25.00 | \$29.00 | \$16.00 | \$26.00 | \$31.00 |
| 62-73 | \$279.00 | \$20.00 | \$29.00 | \$40.00 | \$10.00 | \$25.00 | \$29.00 | \$17.00 | \$26.00 | \$31.00 |
| 74-83 | \$293.00 | \$20.00 | \$29.00 | \$40.00 | \$10.00 | \$25.00 | \$29.00 | \$18.00 | \$26.00 | \$31.00 |
| 84-93 | \$312.00 | \$20.00 | \$29.00 | \$40.00 | \$10.00 | \$25.00 | \$29.00 | \$19.00 | \$26.00 | \$31.00 |
| 94-101 | \$327.00 | \$20.00 | \$29.00 | \$40.00 | \$10.00 | \$25.00 | \$29.00 | \$20.00 | \$26.00 | \$31.00 |
| 102-110 | \$360.00 | \$20.00 | \$29.00 | \$40.00 | \$10.00 | \$25.00 | \$29.00 | \$22.00 | \$26.00 | \$31.00 |

| 3-Lite Slider Sizing & Base Price | | Popular Options Add option selected to the list price | | | | | | | | |
|--------------------------------------|------------|---|-----------------|-----------------------|-----------------------|-------------------------------|----------------------------|----------|---------------------------------|------------------------------|
| United Inches (Width + Height) | Base Price | Low-E Glass | Low-E Argon Gas | Ultra Low-E/Argon Gas | Double Strength Glass | White 5/8" or 3/4" Flat Grid* | White 5/8" Contoured Grid* | Almond** | Almond 5/8" or 3/4" Flat Grid** | Almond 5/8" Contoured Grid** |
| 62-73 | \$350.00 | \$20.00 | \$29.00 | \$40.00 | \$10.00 | \$25.00 | \$29.00 | \$21.00 | \$26.00 | \$31.00 |
| 74-83 | \$432.00 | \$20.00 | \$29.00 | \$40.00 | \$10.00 | \$25.00 | \$29.00 | \$26.00 | \$26.00 | \$31.00 |
| 84-93 | \$480.00 | \$20.00 | \$29.00 | \$40.00 | \$10.00 | \$25.00 | \$29.00 | \$29.00 | \$26.00 | \$31.00 |
| 94-101 | \$511.00 | \$20.00 | \$29.00 | \$40.00 | \$10.00 | \$25.00 | \$29.00 | \$31.00 | \$26.00 | \$31.00 |
| 102-110 | \$552.00 | \$20.00 | \$29.00 | \$40.00 | \$10.00 | \$25.00 | \$29.00 | \$34.00 | \$26.00 | \$31.00 |
| 111 - 120 | \$580.00 | \$20.00 | \$29.00 | \$40.00 | \$10.00 | \$25.00 | \$29.00 | \$35.00 | \$26.00 | \$31.00 |
| 121 - 130 | \$631.00 | \$20.00 | \$29.00 | \$40.00 | \$10.00 | \$25.00 | \$29.00 | \$38.00 | \$26.00 | \$31.00 |
| 131 - 140 | \$678.00 | \$20.00 | \$29.00 | \$40.00 | \$10.00 | \$25.00 | \$29.00 | \$41.00 | \$26.00 | \$31.00 |
| 141 - 150 | \$728.00 | \$20.00 | \$29.00 | \$40.00 | \$10.00 | \$25.00 | \$29.00 | \$44.00 | \$26.00 | \$31.00 |
| 151 - 158 | \$773.00 | \$20.00 | \$29.00 | \$40.00 | \$10.00 | \$25.00 | \$29.00 | \$47.00 | \$26.00 | \$31.00 |

For each U.I. over 110, 2-Lite: Add \$3.50 per U.I. United Inches = Exact Opening Width + Exact Opening Height. If the total results in a fraction, roundup down to the whole united inch.

73 1/2" = 73 U.I. *Includes Prairie and Perimeter Prairie. **Base window is defined as window only. 5/8", 3/4" or 1" grid, when applicable, should be upcharged. Note: Almond color not available with interior or exterior finishes.

Exterior Laminate

| |
|--|
| Exterior: Bronze White interior only, Grid matches exterior color |
| 30% |
| Add on to base price |

Grid Options

Note: If option is in only one sash, price is 50% of the grid price.

| 1" Contoured Grid (Including Prairie) | 1 1/8" Simulated Divided Lite (SDL) | 3/4" or 5/8" Diamond Grid* (Extended Lead Time) | 5/8" Contoured Valance Grid | 3/4" and 5/8" Flat Custom Grid | 5/8" Contoured Custom Grid | 1" Contoured Custom Grid |
|---------------------------------------|-------------------------------------|---|-----------------------------|--------------------------------|----------------------------|--------------------------|
| \$10.00 | \$22.00 | \$80.00 | \$77.00 | \$73.00 | \$77.00 | \$82.00 |
| Per Window Add On to Flat Grid Price | Per Lite | Per Window | Per Window | Per Window | Per Window | Per Window |

Mulling Options

| Factory Prepared Mulling - Twin | Factory Prepared Mulling - Triple | Factory Installed Mulling - Twin | Factory Installed Mulling - Triple | Factory Installed Mulling - Over 3 Units |
|---------------------------------|-----------------------------------|----------------------------------|------------------------------------|--|
| \$13.00 | \$25.00 | \$29.00 | \$46.00 | \$15.00 |
| Per Twin | Per Triple | Per Twin | Per Triple | Per Window |

Additional Options

| Obscure Glass | Factory Applied Wrap Aroundup Foam | Add Sash Lock* |
|---------------|------------------------------------|----------------|
| \$37.00 | \$10.00 | \$9.00 |
| Per Window | Per Window | Per Window |

*Heights less than 27 1/4"

Screen Options

| FlexScreen (Full Screen) | FlexScreen (1/2 Screen) | Fiberglass Screen (Full Screen) | Charcoal Alum. Screen (1/2 Screen) | Charcoal Aluminum Screen (Full Screen) | Clear View Screen Mesh (1/2 Screen) | Clear View Screen Mesh (Full Screen) | Heavy Duty Screen Mesh (1/2 Screen) | Heavy Duty Screen Mesh (Full Screen) |
|--------------------------|-------------------------|---------------------------------|------------------------------------|--|-------------------------------------|--------------------------------------|-------------------------------------|--------------------------------------|
| \$32.00 | \$19.00 | \$19.00 | \$14.00 | \$43.00 | \$9.00 | \$31.00 | \$9.00 | \$31.00 |
| Per Window | Per Window | Per Window | Per Window | Per Window | Per Window | Per Window | Per Window | Per Window |

SERIES 3500 2SL SLIDER WINDOW SIZE RESTRICTIONS

| | Min | Max |
|------------|---------|-----|
| Width | 23 1/8" | 84" |
| Height | 17 3/4" | 72" |
| Maximum UI | 132" | |

SERIES 3500 3SL SLIDER WINDOW SIZE RESTRICTIONS

| | Min | Max |
|-----------------|-----------|------|
| Width | 60" | 120" |
| Height | 17 3/4" | 72" |
| Maximum UI | 158" | |
| Minimum Sq. Ft. | 1 sq. ft. | |

Must specify XO or OX:

- O = fixed panel; x = sliding panel, as viewed from exterior of window
- Standard Lite Configuration: 1/4, 1/2, 1/4
- Optional Lite Configuration: 1/3, 1/3, 1/3 (Please specify when ordering.)
- Width Restriction for 1/3, 1/3, 1/3, Minimum Width: 54", Max Width: 90"

SEE PREVIOUS PAGE FOR TEMPERED GLASS AND WARRANTY





REPLACEMENT WINDOWS

Phone 1-800-672-5828 • Fax 1-800-377-6502 • lowesservice@atriumwindows.com



SCS Item # 740073
Available in 15 days
Unless otherwise published in m2o
Order through m2o@

SERIES 3900 REPLACEMENT DOUBLE HUNG WINDOW

| Sizing & Base Price | | Popular Options Add option selected to the list price | | | | | | | | |
|--------------------------------|------------|---|-----------------|-----------------------|-----------------------|-------------------------------|----------------------------|----------|---------------------------------|------------------------------|
| United Inches (Width + Height) | Base Price | Low-E Glass | Low-E Argon Gas | Ultra Low-E/Argon Gas | Double Strength Glass | White 5/8" or 3/4" Flat Grid* | White 5/8" Contoured Grid* | Almond** | Almond 5/8" or 3/4" Flat Grid** | Almond 5/8" Contoured Grid** |
| 0-61 | \$292.00 | \$20.00 | \$30.00 | \$41.00 | \$10.00 | \$25.00 | \$30.00 | \$18.00 | \$27.00 | \$32.00 |
| 62-73 | \$309.00 | \$20.00 | \$30.00 | \$41.00 | \$10.00 | \$25.00 | \$30.00 | \$19.00 | \$27.00 | \$32.00 |
| 74-83 | \$323.00 | \$20.00 | \$30.00 | \$41.00 | \$10.00 | \$25.00 | \$30.00 | \$20.00 | \$27.00 | \$32.00 |
| 84-93 | \$343.00 | \$20.00 | \$30.00 | \$41.00 | \$10.00 | \$25.00 | \$30.00 | \$21.00 | \$27.00 | \$32.00 |
| 94-101 | \$359.00 | \$20.00 | \$30.00 | \$41.00 | \$10.00 | \$25.00 | \$30.00 | \$22.00 | \$27.00 | \$32.00 |
| 102-110 | \$397.00 | \$20.00 | \$30.00 | \$41.00 | \$10.00 | \$25.00 | \$30.00 | \$24.00 | \$27.00 | \$32.00 |

For each U.I. over 110, DH Add \$4.50 per U.I. United Inches = Exact Opening Width + Exact Opening Height. If the total results in a fraction, roundup down to the whole united inch.
73 1/2" = 73 U.I. *Includes Prairie and Perimeter Prairie. **Note: Base window is defined as window only. 5/8", 3/4" or 1" grid, when applicable, should also be upcharged. Note: Almond color not available with interior or exterior laminates.

Northern Energy Star Glass Option

| |
|------------------------------|
| Northern Energy Star Package |
| \$41.00 |
| Per Window |

Grid Options Note: If option is in only one sash, price is 50% of the grid price.

| Contoured Grid (Including Prairie) | Simulated Divided Lite (SDL) | 1 1/8" Simulated Divided Lite (SDL) Painted | 3/4" or 5/8" Diamond Grid* (Extended Lead Time) | 5/8" Contoured Valance Grid | 3/4" and 5/8" Flat Custom Grid | 5/8" Contoured Custom Grid | 1" Contoured Custom Grid |
|--------------------------------------|------------------------------|---|---|-----------------------------|--------------------------------|----------------------------|--------------------------|
| \$10.00 | \$23.00 | \$32.00 | \$82.00 | \$80.00 | \$75.00 | \$80.00 | \$85.00 |
| Per Window Add On to Flat Grid Price | Per Lite | Per Lite | Per Window | Per Window | Per Window | Per Window | Per Window |

Mulling Options

| Factory Prepared Mulling - Twin | Factory Prepared Mulling - Triple | Factory Installed Mulling - Twin | Factory Installed Mulling - Triple | Factory Installed Mulling - Over 3 Units | Reinforced Mull (For 2 Units) | Reinforced Mull (For 3 Units) |
|---------------------------------|-----------------------------------|----------------------------------|------------------------------------|--|-------------------------------|-------------------------------|
| \$13.00 | \$25.00 | \$30.00 | \$47.00 | \$15.00 | \$63.00 | \$100.00 |
| Per Twin | Per Triple | Per Twin | Per Triple | Per Window | | |

Screen Options

| FlexScreen (Full Screen) | FlexScreen (1/2 Screen) | Fiberglass Screen (Full Screen) | Charcoal Alum. Screen (1/2 Screen) | Charcoal Aluminum Screen (Full Screen) | Clear View Screen Mesh (1/2 Screen) | Clear View Screen Mesh (Full Screen) | Heavy Duty Screen Mesh (1/2 Screen) | Heavy Duty Screen Mesh (Full Screen) |
|--------------------------|-------------------------|---------------------------------|------------------------------------|--|-------------------------------------|--------------------------------------|-------------------------------------|--------------------------------------|
| \$33.00 | \$19.00 | \$19.00 | \$14.00 | \$44.00 | \$9.00 | \$32.00 | \$9.00 | \$32.00 |
| Per Window | Per Window | Per Window | Per Window | Per Window | Per Window | Per Window | Per Window | Per Window |

Additional Options See even more upgrade options on the following pages

| Additional Sash Lock* | Factory Applied Wrap Around Foam | Oriel (2/5 @ bottom) or Cottage (2/5 @ top) | Modified Oriel or Cottage** | Obscure Glass | Obscure Glass Bottom Sash Only | WOCD (Factory Applied) |
|-----------------------|----------------------------------|---|-----------------------------|---------------|--------------------------------|------------------------|
| \$9.00 | \$10.00 | \$30.00 | \$60.00 | \$38.00 | \$19.00 | \$12.00 |
| Per Window | Per Window | Per Window | Per Window | Per Window | Per Window | Per Window |

*Widths less than 27 1/4"
**Meeting rail specified other 2/5 or 3/5

SERIES 3900 DH WINDOW SIZE RESTRICTIONS

| | Min | Max |
|------------|---------|-----|
| Width | 17 3/4" | 54" |
| Height | 26" | 96" |
| Maximum UI | 126" | |

Manufacturing Specifications:

Opening size dimension preferred for orders. Manufacturer will make 1/4" deduction from opening width & height. When windows are ordered exact size, no deductions are made except to roundup down to the nearest increment, which equals 1/8".

TWIN & TRIPLE FORMULA

Twin Unit Opening Size*:

Exact Window Size =
Opening Size - 1/4" (for clearance) - 1/2" (for mull)/2
(for each window width)

Twin Unit Exact Size*:

Exact Size - 1/2" (for mull)/2 (for each window) = Individual Exact Window Size

Triple Unit Opening Size*:

Exact Window Size =
Opening Size - 1/4" (for clearance) - 1" (for 2 mulls)/3
(for each window width)

Triple Unit Exact Size*:

Exact Size - 1" (for 2 mulls)/3 (for each window) = Individual Exact Window Size
*roundup down to nearest 1/8"

Warranty

Transferable, Limited Lifetime Warranty standard.

Optional Lifetime Glass Breakage and Labor Warranties:

| | |
|-----------------|--------------------|
| Glass Breakage | \$13.00 per window |
| Labor | \$25.00 per window |
| Glass and Labor | \$32.00 per window |

Optional Lifetime Glass Breakage and Labor Warranties

for Tempered Glass:

| | |
|-----------------|--------------------|
| Glass Breakage | \$63.00 per window |
| Labor | \$25.00 per window |
| Glass and Labor | \$84.00 per window |

Note: All windows per job must be warranted if glass breakage warranty is purchased. See warranty for complete details.





REPLACEMENT WINDOWS

Phone 1-800-672-5828 • Fax 1-800-377-6502 • lowesservice@atriumwindows.com



SGS Item # 743073
Available in 15 days
Unless otherwise published in m2o
Order through m2o@

SERIES 3900 REPLACEMENT DOUBLE HUNG WINDOW UPGRADE OPTIONS

Premium Lock

| |
|--|
| Brass or Brushed Nickel Lock for DH |
| \$38.00 |
| Per Window |

Grid Options Note: If option is in only one sash, price is 50% of the grid price.

| Triple Pane Low-E with Argon | Triple Pane Ultra Low-E with Argon | Standard Triple Pane Glass Package* | Ultra Low-E Triple Pane Glass Package* | InsulKor™ Foam Filled Frame | Applied Nail Fin - Single | Applied Nail Fin - Twin | Applied Nail Fin - Triple |
|------------------------------|------------------------------------|-------------------------------------|--|-----------------------------|---------------------------|-------------------------|---------------------------|
| \$65.00 | \$87.00 | \$124.00 | \$146.00 | \$30.00 | \$20.00 | \$32.00 | \$40.00 |
| Per Window | Per Lite | Per Lite | Per Window | Per Window | | | |

*Includes: Foam Filled Frame, Foam Wrap, Double Strength Glass, Labor and Glass Breakage Warranty.

Color Options

Only Available with 5/8" Contoured Grid. Please Specify Color.

| Exterior Paint Options: Black, Terratone, Clay, Gray, Brick Red, Bronze, Tan, Hunter Green, Dark Chocolate | Interior Wood Laminates: Light Oak, Dark Oak, Cherry |
|--|--|
| White Interior Only | White Exterior Only |
| \$172.00 | \$199.00 |
| Per Window | Per Muller Unit |
| | 30% |
| | Add on to base price |





REPLACEMENT WINDOWS

Phone 1-800-672-5828 • Fax 1-800-377-6502 • lowesservice@atriumwindows.com



SCS Item # 740073
 Available in 15 days
 Unless otherwise published in m2o
 Order through m2o@

SERIES 3900 REPLACEMENT PICTURE WINDOW

| Sizing & Base Price | | Popular Options Add option selected to the list price | | | | | | | | |
|--------------------------------|------------|---|-----------------|-----------------------|-------------------------------|----------------------------|----------|---------------------------------|------------------------------|--|
| United Inches (Width + Height) | Base Price | Low-E Glass | Low-E Argon Gas | Ultra Low-E/Argon Gas | White 5/8" or 3/4" Flat Grid* | White 5/8" Contoured Grid* | Almond** | Almond 5/8" or 3/4" Flat Grid** | Almond 5/8" Contoured Grid** | |
| 0-61 | \$220.00 | \$21.00 | \$32.00 | \$43.00 | \$27.00 | \$32.00 | \$14.00 | \$28.00 | \$34.00 | |
| 62-73 | \$252.00 | \$21.00 | \$32.00 | \$43.00 | \$27.00 | \$32.00 | \$16.00 | \$28.00 | \$34.00 | |
| 74-83 | \$268.00 | \$21.00 | \$32.00 | \$43.00 | \$27.00 | \$32.00 | \$17.00 | \$28.00 | \$34.00 | |
| 84-93 | \$298.00 | \$21.00 | \$32.00 | \$43.00 | \$27.00 | \$32.00 | \$18.00 | \$28.00 | \$34.00 | |
| 94-101 | \$320.00 | \$21.00 | \$32.00 | \$43.00 | \$27.00 | \$32.00 | \$20.00 | \$28.00 | \$34.00 | |
| 102-110 | \$346.00 | \$21.00 | \$32.00 | \$43.00 | \$27.00 | \$32.00 | \$21.00 | \$28.00 | \$34.00 | |

For each U.I. over 110, PW Add \$4.00 per U.I. United Inches = Exact Opening Width + Exact Opening Height. If the total results in a fraction, roundup down to the whole united inch. 73 1/2" = 73 U.I. *Includes Prairie and Perimeter Prairie. ** Base window is defined as window only. 5/8", 3/4" or 1" grid, when applicable, should also be upcharged. Note: Almond color not available with interior or exterior finishes.

Northern Energy Star Glass Option

| |
|------------------------------|
| Northern Energy Star Package |
| \$43.00 |
| Per Window |

Grid Options Note: If option is in only one sash, price is 50% of the grid price.

| 1" Contoured Grid (Including Prairie) | 1 1/8" Simulated Divided Lite (SDL) | 1 1/8" Simulated Divided Lite (SDL) Painted | 3/4" or 5/8" Diamond Grid* (Extended Lead Time) | 5/8" Contoured Valance Grid | 3/4" and 5/8" Flat Custom Grid | 5/8" Contoured Custom Grid | 1" Contoured Custom Grid |
|---------------------------------------|-------------------------------------|---|---|-----------------------------|--------------------------------|----------------------------|--------------------------|
| \$11.00 | \$24.00 | \$33.00 | \$86.00 | \$84.00 | \$79.00 | \$84.00 | \$89.00 |
| Per Window Add On to Flat Grid Price | Per Lite | Per Lite | Per Window | Per Window | Per Window | Per Window | Per Window |

Mulling Options

| Factory Prepared Mulling - Twin | Factory Prepared Mulling - Triple | Factory Installed Mulling - Twin | Factory Installed Mulling - Triple | Factory Installed Mulling - Over 3 Units | Reinforced Mull (For 2 Units) | Reinforced Mull (For 3 Units) |
|---------------------------------|-----------------------------------|----------------------------------|------------------------------------|--|-------------------------------|-------------------------------|
| \$14.00 | \$27.00 | \$31.00 | \$49.00 | \$16.00 | \$66.00 | \$105.00 |
| Per Twin | Per Triple | Per Twin | Per Triple | Per Window | | |

Additional Options See even more upgrade options on the following pages

| Obscure Glass | Factory Applied Wrap Aroundup Foam |
|---------------|------------------------------------|
| \$40.00 | \$11.00 |
| Per Window | Per Window |

SERIES 3900 PW SIZE RESTRICTIONS

| | Min | Max |
|-----------------|-----------|-----|
| Width | 8" | 86" |
| Height | 8" | 86" |
| Maximum UI | 136" | |
| Minimum Sq. Ft. | 1 sq. ft. | |

Note: If over 136 U.I., or if one dimension is over 84", glass must be tempered.
 Picture Window sashes are to be ordered as replacement, and installed in original frame. Do not install Picture Window Sashes without frames.

TWIN & TRIPLE FORMULA

Twin Unit Opening Size*:

Exact Window Size =
 Opening Size - 1/4" (for clearance) - 1/2" (for mull)/2
 (for each window width)

Twin Unit Exact Size*:

Exact Size - 1/2" (for mull)/2 (for each window) = Individual Exact Window Size
 Triple Unit Opening Size*:

Exact Window Size =
 Opening Size - 1/4" (for clearance) - 1" (for 2 mulls)/3
 (for each window width)

Triple Unit Exact Size*:

Exact Size - 1" (for 2 mulls)/3 (for each window) = Individual Exact Window Size
 *roundup down to nearest 1/8"

Manufacturing Specifications:

Opening size dimension preferred for orders. Manufacturer will make 1/4" deduction from opening width & height. When windows are ordered exact size, no deductions are made except to roundup down to the nearest increment, which equals 1/8".

Warranty

Transferable, Limited Lifetime Warranty standard.

Optional Lifetime Glass Breakage and Labor Warranties:

| | |
|-----------------|--------------------|
| Glass Breakage | \$14.00 per window |
| Labor | \$27.00 per window |
| Glass and Labor | \$33.00 per window |

Optional Lifetime Glass Breakage and Labor Warranties for Tempered Glass:

| | |
|-----------------|--------------------|
| Glass Breakage | \$66.00 per window |
| Labor | \$27.00 per window |
| Glass and Labor | \$88.00 per window |

Note: All windows per job must be warranted if glass breakage warranty is purchased. See warranty for complete details.





REPLACEMENT WINDOWS

Phone 1-800-672-5828 • Fax 1-800-377-6502 • lowesservice@atriumwindows.com



SCS Item # 749073
Available in 15 days
Unless otherwise published in m20
Order through m200

SERIES 3900 REPLACEMENT SLIDING WINDOW

| 2-Lite Slider Sizing & Base Price | | Popular Options Add option selected to the list price | | | | | | | | |
|--------------------------------------|------------|---|-----------------|-----------------------|-----------------------|-------------------------------|----------------------------|----------|---------------------------------|------------------------------|
| United Inches (Width + Height) | Base Price | Low-E Glass | Low-E Argon Gas | Ultra Low-E/Argon Gas | Double Strength Glass | White 5/8" or 3/4" Flat Grid* | White 5/8" Contoured Grid* | Almond** | Almond 5/8" or 3/4" Flat Grid** | Almond 5/8" Contoured Grid** |
| 0-61 | \$314.00 | \$21.00 | \$32.00 | \$43.00 | \$17.00 | \$27.00 | \$32.00 | \$19.00 | \$28.00 | \$34.00 |
| 62-73 | \$330.00 | \$21.00 | \$32.00 | \$43.00 | \$17.00 | \$27.00 | \$32.00 | \$20.00 | \$28.00 | \$34.00 |
| 74-83 | \$345.00 | \$21.00 | \$32.00 | \$43.00 | \$17.00 | \$27.00 | \$32.00 | \$21.00 | \$28.00 | \$34.00 |
| 84-93 | \$367.00 | \$21.00 | \$32.00 | \$43.00 | \$17.00 | \$27.00 | \$32.00 | \$23.00 | \$28.00 | \$34.00 |
| 94-101 | \$385.00 | \$21.00 | \$32.00 | \$43.00 | \$17.00 | \$27.00 | \$32.00 | \$24.00 | \$28.00 | \$34.00 |
| 102-110 | \$425.00 | \$21.00 | \$32.00 | \$43.00 | \$17.00 | \$27.00 | \$32.00 | \$26.00 | \$28.00 | \$34.00 |

| 3-Lite Slider Sizing & Base Price | | Popular Options Add option selected to the list price | | | | | | | | |
|--------------------------------------|------------|---|-----------------|-----------------------|-----------------------|-------------------------------|----------------------------|----------|---------------------------------|------------------------------|
| United Inches (Width + Height) | Base Price | Low-E Glass | Low-E Argon Gas | Ultra Low-E/Argon Gas | Double Strength Glass | White 5/8" or 3/4" Flat Grid* | White 5/8" Contoured Grid* | Almond** | Almond 5/8" or 3/4" Flat Grid** | Almond 5/8" Contoured Grid** |
| 62-73 | \$379.00 | \$21.00 | \$32.00 | \$43.00 | \$17.00 | \$27.00 | \$32.00 | \$23.00 | \$28.00 | \$34.00 |
| 74-83 | \$467.00 | \$21.00 | \$32.00 | \$43.00 | \$17.00 | \$27.00 | \$32.00 | \$29.00 | \$28.00 | \$34.00 |
| 84-93 | \$519.00 | \$21.00 | \$32.00 | \$43.00 | \$17.00 | \$27.00 | \$32.00 | \$32.00 | \$28.00 | \$34.00 |
| 94-101 | \$553.00 | \$21.00 | \$32.00 | \$43.00 | \$17.00 | \$27.00 | \$32.00 | \$34.00 | \$28.00 | \$34.00 |
| 102-110 | \$597.00 | \$21.00 | \$32.00 | \$43.00 | \$17.00 | \$27.00 | \$32.00 | \$36.00 | \$28.00 | \$34.00 |
| 111 - 120 | \$627.00 | \$21.00 | \$32.00 | \$43.00 | \$17.00 | \$27.00 | \$32.00 | \$38.00 | \$28.00 | \$34.00 |
| 121 - 130 | \$683.00 | \$21.00 | \$32.00 | \$43.00 | \$17.00 | \$27.00 | \$32.00 | \$41.00 | \$28.00 | \$34.00 |
| 131 - 140 | \$734.00 | \$21.00 | \$32.00 | \$43.00 | \$17.00 | \$27.00 | \$32.00 | \$45.00 | \$28.00 | \$34.00 |
| 141 - 150 | \$787.00 | \$21.00 | \$32.00 | \$43.00 | \$17.00 | \$27.00 | \$32.00 | \$48.00 | \$28.00 | \$34.00 |
| 151 - 158 | \$837.00 | \$21.00 | \$32.00 | \$43.00 | \$17.00 | \$27.00 | \$32.00 | \$51.00 | \$28.00 | \$34.00 |

For each U.I. over 110, 2-Lite: Add \$5.00 per U.I. United Inches = Exact Opening Width + Exact Opening Height. If the total results in a fraction, roundup down to the whole united inch. 73 1/2" = 73 U.I. *Includes Prairie and Perimeter Prairie. **Base window is defined as window only. 5/8", 3/4" or 1" grid, when applicable, should be upcharged. Note: Almond color not available with interior or exterior laminates

Grid Options

Note: If option is in only one sash, price is 50% of the grid price.

| 1" Contoured Grid (Including Prairie) | Simulated Divided Lite (SDL) | Simulated Divided Lite (SDL) Painted | Diamond Grid* (Extended Lead Time) | 5/8" Contoured Valance Grid | 3/4" and 5/8" Flat Custom Grid | 5/8" Contoured Custom Grid | 1" Contoured Custom Grid |
|---------------------------------------|------------------------------|--------------------------------------|------------------------------------|-----------------------------|--------------------------------|----------------------------|--------------------------|
| \$11.00 | \$24.00 | \$33.00 | \$86.00 | \$84.00 | \$79.00 | \$84.00 | \$89.00 |
| Per Window Add On to Flat Grid Price | Per Lite | Per Lite | Per Window | Per Window | Per Window | Per Window | Per Window |

Mulling Options

| Factory Prepared Mulling - Twin | Factory Prepared Mulling - Triple | Factory Installed Mulling - Twin | Factory Installed Mulling - Triple | Factory Installed Mulling - Over 3 Units |
|---------------------------------|-----------------------------------|----------------------------------|------------------------------------|--|
| \$14.00 | \$27.00 | \$31.00 | \$49.00 | \$16.00 |
| Per Twin | Per Triple | Per Twin | Per Triple | Per Window |

Additional Options See even more upgrade options on the following pages

| Additional Sash Lock* | Factory Applied Wrap Aroundup Foam | Obscure Glass |
|-----------------------|------------------------------------|---------------|
| \$10.00 | \$11.00 | \$40.00 |
| Per Window | Per Window | Per Window |

*Widths less than 27 1/4"

Screen Options

| FlexScreen (Full Screen) | FlexScreen (1/2 Screen) | Fiberglass Screen (Full Screen) | Charcoal Alum. Screen (1/2 Screen) | Charcoal Aluminum Screen (Full Screen) | Clear View Screen Mesh (1/2 Screen) | Clear View Screen Mesh (Full Screen) | Heavy Duty Screen Mesh (1/2 Screen) | Heavy Duty Screen Mesh (Full Screen) |
|--------------------------|-------------------------|---------------------------------|------------------------------------|--|-------------------------------------|--------------------------------------|-------------------------------------|--------------------------------------|
| \$34.00 | \$20.00 | \$20.00 | \$15.00 | \$46.00 | \$10.00 | \$33.00 | \$10.00 | \$33.00 |
| Per Window | Per Window | Per Window | Per Window | Per Window | Per Window | Per Window | Per Window | Per Window |

SERIES 3900 2SL SLIDER WINDOW SIZE RESTRICTIONS

| | Min | Max |
|------------|---------|-----|
| Width | 23 1/8" | 84" |
| Height | 17 3/4" | 72" |
| Maximum UI | 132" | |

SERIES 3900 3SL SLIDER WINDOW SIZE RESTRICTIONS

| | Min | Max |
|-----------------|-----------|------|
| Width | 60" | 120" |
| Height | 17 3/4" | 72" |
| Maximum UI | 158" | |
| Minimum Sq. Ft. | 1 sq. ft. | |

Must specify XO or OX:

- O = fixed panel; x = sliding panel, as viewed from exterior of window
- Standard Lite Configuration: 1/4, 1/2, 1/4
- Optional Lite Configuration: 1/3, 1/3, 1/3 (Please specify when ordering.)
- Width Restriction for 1/3, 1/3, 1/3, Minimum Width: 54", Max Width: 90"

SEE PREVIOUS PAGE FOR TEMPERED GLASS AND WARRANTY





REPLACEMENT WINDOWS



SGS Item # 749073
Available in 15 days
Unless otherwise published in m20
Order through m20@

Phone 1-800-672-5828 • Fax 1-800-377-6502 • lowesservice@atriumwindows.com

SERIES 3900 REPLACEMENT SLIDING & PICTURE WINDOW UPGRADE OPTIONS

Premium Lock

| |
|--|
| Brass or Brushed Nickel Lock for DH |
| \$40.00 |
| Per Window |

Grid Options Note: If option is in only one sash, price is 50% of the grid price.

| Triple Pane Low-E with Argon | Triple Pane Ultra Low-E with Argon | Standard Triple Pane Glass Package* | Ultra Low-E Triple Pane Glass Package* | InsulKor™ Foam Filled Frame | Applied Nail Fin - Single | Applied Nail Fin - Twin | Applied Nail Fin - Triple |
|------------------------------|------------------------------------|-------------------------------------|--|-----------------------------|---------------------------|-------------------------|---------------------------|
| \$68.00 | \$91.00 | \$130.00 | \$153.00 | \$32.00 | \$21.00 | \$33.00 | \$42.00 |
| Per Window | Per Lite | Per Lite | Per Window | Per Window | | | |

*Includes: Foam Filled Frame, Foam Wrap, Double Strength Glass, Labor and Glass Breakage Warranty.

Color Options

Only Available with 5/8" Contoured Grid. Please Specify Color.

| | |
|--|---|
| Exterior Paint Options: Black, Terratone, Clay, Gray, Brick Red, Bronze, Tan, Hunter Green, Dark Chocolate <small>White Interior Only.</small> | Interior Wood Laminates: Light Oak, Dark Oak, Cherry <small>White Exterior Only</small> |
| \$180.00 | \$209.00 |
| Per Window | Per Mull Unit |
| | Add on to base price |

Wood Jamb Extender Options

4 9/16" Pre-Primed / Stainable Pine:

Upcharge for Single Units with Jamb Extender

| | 3900 DH | | 3900 PW | | 3900 2SL | | 3900 3SL | |
|--------|------------|------------|------------|------------|------------|------------|------------|------------|
| | Pre-Primed | Stainable | Pre-Primed | Stainable | Pre-Primed | Stainable | Pre-Primed | Stainable |
| Custom | \$69.00 | \$81.00 | \$72.00 | \$85.00 | \$72.00 | \$85.00 | \$98.00 | \$111.00 |
| | Per Window | Per Window | Per Window | Per Window | Per Window | Per Window | Per Window | Per Window |

Upcharge for Multiple Units with Mull and Jamb Extender

| | 2 Units | | 3 Units | | 4 Units | | 5 Units | | 6 Units | |
|----------------|------------|-----------|------------|-----------|------------|-----------|------------|-----------|------------|-----------|
| | Pre-Primed | Stainable | Pre-Primed | Stainable | Pre-Primed | Stainable | Pre-Primed | Stainable | Pre-Primed | Stainable |
| DH Custom | \$148.00 | \$160.00 | \$215.00 | \$227.00 | \$279.00 | \$291.00 | \$344.00 | \$356.00 | \$408.00 | \$420.00 |
| PW & SL Custom | \$155.00 | \$168.00 | \$225.00 | \$238.00 | \$292.00 | \$305.00 | \$360.00 | \$373.00 | \$428.00 | \$441.00 |

6 9/16" Pre-Primed Stainable Pine:

Upcharge for Single Units with Jamb Extender

| | 3900 DH | | 3900 PW | | 3900 2SL | | 3900 3SL | |
|--------|------------|------------|------------|------------|------------|------------|------------|------------|
| | Pre-Primed | Stainable | Pre-Primed | Stainable | Pre-Primed | Stainable | Pre-Primed | Stainable |
| Custom | \$81.00 | \$94.00 | \$85.00 | \$98.00 | \$85.00 | \$98.00 | \$111.00 | \$124.00 |
| | Per Window | Per Window | Per Window | Per Window | Per Window | Per Window | Per Window | Per Window |

Upcharge for Multiple Units with Mull and Jamb Extender

| | 2 Units | | 3 Units | | 4 Units | | 5 Units | | 6 Units | |
|----------------|------------|-----------|------------|-----------|------------|-----------|------------|-----------|------------|-----------|
| | Pre-Primed | Stainable | Pre-Primed | Stainable | Pre-Primed | Stainable | Pre-Primed | Stainable | Pre-Primed | Stainable |
| DH Custom | \$160.00 | \$172.00 | \$227.00 | \$239.00 | \$291.00 | \$304.00 | \$356.00 | \$368.00 | \$420.00 | \$433.00 |
| PW & SL Custom | \$168.00 | \$181.00 | \$238.00 | \$251.00 | \$305.00 | \$319.00 | \$373.00 | \$386.00 | \$441.00 | \$454.00 |

If combination of standard and custom size factory mull units require wood jamb, price as if all units are custom.

Notes: 1. When an Architectural Shape is included in unit, choose the price for the number of units, including the Architectural Shapes, then add an additional upcharge for each Architectural Shape in unit:

- per shape upcharge for 4 9/16" Pre-Primed
- per shape upcharge for 4 9/16" Stainable
- per shape upcharge for 6 9/16" Pre-Primed
- per shape upcharge for 6 9/16" Stainable

2. Max. windows wide: 3, max. windows high: 2, max. mull unit width: 144", max. mull unit height: 122" (If either width or height exceeds 96", then the other dimension must be 96" or less.)

3. When ordering Wood Surroundup only above pricing applies (ie. twin= 2 units).





REPLACEMENT WINDOWS

Phone 1-800-672-5828 • Fax 1-800-377-6502 • lowesservice@atriumwindows.com



SGS Item # 743074
Available in 15 days
Unless otherwise published in m20
Order through m20@

REPLACEMENT CASEMENT WINDOW

| 700 PW Picture Window | | |
|-----------------------|-----------|-----|
| UI Brackets* | Price | |
| 0 - 71 | \$249.00 | |
| 72 - 81 | \$281.00 | |
| 82 - 91 | \$319.00 | |
| 92 - 101 | \$341.00 | |
| 102 - 111 | \$385.00 | |
| 112 - 122 | \$418.00 | |
| 123 - 136 | \$458.00 | |
| SIZE RESTRICTIONS | | |
| | Min | Max |
| Width | 12" | 72" |
| Height | 12" | 72" |
| Maximum UI | 32 | |
| Minimum Sq. Ft. | 1 sq. ft. | |

| 700 1LT Single Vent Casement | | |
|------------------------------|----------|-----|
| UI Brackets* | Price | |
| 0 - 61 | \$307.00 | |
| 62 - 71 | \$339.00 | |
| 72 - 81 | \$370.00 | |
| 82 - 91 | \$415.00 | |
| 92 - 108 | \$456.00 | |
| SIZE RESTRICTIONS | | |
| | Min | Max |
| Width | 15 1/2" | 36" |
| Height | 20" | 72" |
| Max. sq. ft. | 18 | |

| 700 2LT Twin Vent Casement | | |
|--|----------|-----|
| UI Brackets* | Price | |
| 0 - 61 | \$503.00 | |
| 62 - 71 | \$526.00 | |
| 72 - 81 | \$552.00 | |
| 82 - 91 | \$591.00 | |
| 92 - 101 | \$607.00 | |
| 102-111 | \$682.00 | |
| Add for each UI over 111 \$7.00 | | |
| Notes: 1. Must be equal size lites. 2. Standard: two operating flankers | | |
| SIZE RESTRICTIONS | | |
| | Min | Max |
| Width | 31 | 68 |
| Height | 20" | 72" |
| Max. sq. ft. | 30 | |

| 700 3LT 3-Lite Casement (with Operating Side Vents) | | |
|---|------------|------|
| UI Brackets* | Price | |
| 62 - 71 | \$568.00 | |
| 72 - 81 | \$626.00 | |
| 82 - 91 | \$686.00 | |
| 92 - 101 | \$741.00 | |
| 102 - 111 | \$815.00 | |
| 112 - 121 | \$894.00 | |
| 122 - 131 | \$972.00 | |
| 132 - 141 | \$1,049.00 | |
| 142 - 151 | \$1,126.00 | |
| 152 - 161 | \$1,204.00 | |
| 162 - 171 | \$1,280.00 | |
| 172 - 181 | \$1,357.00 | |
| 182 - 191 | \$1,434.00 | |
| Add for each UI over 191 \$8.00 | | |
| Notes: 1. AS STANDARD, equal lite 3-lite casement configuration (1/3, 1/3, 1/3) will be made with dead lite in center. Maximum width cannot exceed 92". 2. 3-lite casement with two operating flankers may have 50% of width for center dead lite and 25% for each end vent, total not to exceed 124" in width. 3. 3-lite casement may not be made with all 3 operable. | | |
| SIZE RESTRICTIONS (1/3, 1/3, 1/3) | | |
| | Min | Max |
| Width | 48" | 100" |
| Height | 20" | 72" |
| Max. sq. ft. | 44 | |
| SIZE RESTRICTIONS (1/4, 1/2, 1/4) | | |
| | Min | Max |
| Width | 67" | 128" |
| Height | 20" | 72" |
| Max. sq. ft. | 58 | |

| 700 4LT 4-Lite Casement (with 2 Operating Flankers) | | |
|--|------------|------|
| UI Brackets* | Price | |
| 84 - 91 | \$786.00 | |
| 92 - 101 | \$878.00 | |
| 102 - 111 | \$953.00 | |
| 112 - 121 | \$1,042.00 | |
| 122 - 131 | \$1,131.00 | |
| 132 - 141 | \$1,220.00 | |
| 142 - 151 | \$1,310.00 | |
| 152 - 161 | \$1,401.00 | |
| 162 - 171 | \$1,487.00 | |
| 172 - 181 | \$1,577.00 | |
| 182 - 191 | \$1,667.00 | |
| Add for each UI over 191 \$9.00 | | |
| Notes: 1. All lites must be equal. | | |
| SIZE RESTRICTIONS | | |
| | Min | Max |
| Width | 64" | 128" |
| Height | 20" | 72" |
| Max. sq. ft. | 58 | |

| 700 5LT 5-Lite Casement (with 2 Operating Flankers) | | |
|--|------------|------|
| UI Brackets* | Price | |
| 101 - 111 | \$1,090.00 | |
| 112 - 121 | \$1,193.00 | |
| 122 - 131 | \$1,295.00 | |
| 132 - 141 | \$1,397.00 | |
| 142 - 151 | \$1,499.00 | |
| 152 - 161 | \$1,602.00 | |
| 162 - 171 | \$1,703.00 | |
| 172 - 181 | \$1,804.00 | |
| 182 - 191 | \$1,905.00 | |
| Add for each UI over 191 \$11.00 | | |
| Notes: 1. All lites must be equal. | | |
| SIZE RESTRICTIONS | | |
| | Min | Max |
| Width | 80" | 158" |
| Height | 20" | 72" |
| Max. sq. ft. | 70 | |

*United Inch = Exact Opening Width + Exact Opening Height
If this total united inch number results in a fraction, please roundup down to the whole united inch; ie: 453.4" + 453.4" = 91 UI (not 911/2).





REPLACEMENT WINDOWS

Phone 1-800-672-5828 • Fax 1-800-377-6502 • lowesservice@atriumwindows.com



749074
SOS Item #
Available in 15 days
Unless otherwise published in m2o
Order through m2o@

REPLACEMENT CASEMENT WINDOW OPTIONS

Glass Options

| | |
|-------------------------------------|---------------------|
| Low-E Glass | \$21.00 per lite |
| Low-E Glass with Argon Gas | \$32.00 per lite |
| Ultra Low-E Argon Gas | \$43.00 per lite |
| Double Strength Glass | \$10.00 per lite |
| Obscure Glass | \$40.00 per lite |
| Tempered Glass (extended lead time) | \$14.00 per sq. ft. |

(Multiply width x height/144 and roundup down to the nearest 100th ie: 9.727 sq.ft. = 9.73 sq.ft.)

Color Options

| | | |
|---|--|--------------------------|
| Interior Wood Laminates (white exterior only): | | 30% add on to base price |
| Light Oak, Dark Oak and Cherry Interior Wood Laminates | | |
| Exterior Paint Options (white interior only): | | \$180.00 1-Lite |
| Terratone, Clay, Gray, Brick Red, Bronze, | | \$326.00 2-Lite |
| Tan, Hunter Green, Dark Chocolate, Black | | \$447.00 3-Lite |
| Note: Only Available with 5/8" Contoured and SDL Grid. Please S | | \$581.00 4-Lite |
| Only use mild, water based household cleaner on painted product immediately with water. See full cleaning instructions for details. | | \$715.00 5-Lite |

Almond

*Note: Base window is defined as window and screen.
Mulling charge and 5/8", 3/4" or 1" grid, when applicable, should also be upcharged.

Lock & Crank Options

| | |
|--|------------------|
| Brass or Brushed Nickel Locks and Cranks | \$40.00 per lite |
|--|------------------|

Grid Options

| | |
|--|------------------|
| 3/4" or 5/8" Flat Grid (including Prairie) | \$27.00 per lite |
| 5/8" Contoured Grid (including Prairie) | \$32.00 per lite |
| 1" Contoured Grid | \$37.00 per lite |
| 5/8" or 3/4" Diamond Grid (extended lead time) | \$84.00 per lite |

(Different min. width and height may apply to windows with the Prairie Grid option.)

| | |
|---------------------------------------|------------------|
| 3/4" and 5/8" Flat Custom | \$79.00 per lite |
| 5/8" Contoured Custom | \$84.00 per lite |
| 1" Contoured Custom | \$89.00 per lite |
| 1 1/8" Simulated Divided Lite | \$33.00 per lite |
| 1 1/8" Painted Simulated Divided Lite | \$86.00 per lite |

Other Options

| | |
|---------------------------------|--------------------------|
| 2" Simulated Meeting Rail | \$25.00 per lite |
| Charcoal Alum. Screen | \$27.00 per lite |
| Clear View Screen Mesh | \$12.00 per lite |
| Heavy Duty Screen Mesh | \$12.00 per lite |
| Coastal Hardware/Operating Sash | \$111.00 per lite |
| Egress Hardware | \$15.00 per window |
| Bronze Laminate | 30% add on to base price |

Mulling Options

| | |
|-------------------------------|--------------------|
| Factory Prepared Mull Options | |
| Twin | \$14.00 per twin |
| Triple | \$27.00 per triple |
| Mulled at Factory | |
| Twin | \$31.00 per twin |
| Triple | \$49.00 per triple |
| Factory Mull Over 3 Units | \$16.00 per unit |

Note: Maximum number of mull units: 3 wide.

Warranty Information

| | |
|---|--------------------|
| Transferable Limited Lifetime Warranty including Glass Breakage | \$14.00 per window |
| Glass Breakage Warranty w/Tempered Glass | \$66.00 per window |
| Optional Labor Warranty | \$27.00 per window |
| Labor Warranty w/Tempered Glass | \$27.00 per window |
| Lifetime Glass Breakage and Labor Warranty | \$27.00 per window |
| Lifetime Glass Breakage and Labor Warranty w/Tempered Glass | \$86.00 per window |





REPLACEMENT WINDOWS

Phone 1-800-672-5828 • Fax 1-800-377-6502 • lowesservice@atriumwindows.com



SGS Item # 743074
Available in 15 days
Unless otherwise published in m2o
Order through m2o@

REPLACEMENT AWNING WINDOW

| 705 PWLT Dead Lite Over Awning | |
|--------------------------------|----------|
| UI Brackets* | Price |
| 0 - 61 | N/A |
| 62 - 71 | \$480.00 |
| 72 - 81 | \$547.00 |
| 82 - 91 | \$610.00 |
| 92 - 101 | \$650.00 |
| 102 - 111 | \$681.00 |
| Add for each U | \$7.00 |

Note: Awnings cannot exceed 36".
Oriel (2/5 @ Bottom)
Cottage (2/5 @ Top)

| SIZE RESTRICTIONS | | |
|-------------------|-----|-----|
| | Min | Max |
| Width | 19" | 48" |
| Height | 33" | 91" |

| 705 1LT Single Vent Awning | |
|----------------------------|----------|
| UI Brackets* | Price |
| 0 - 61 | \$327.00 |
| 62 - 71 | \$362.00 |
| 72 - 81 | \$400.00 |
| 82 - 91 | \$431.00 |

| SIZE RESTRICTIONS | | |
|-------------------|-----|-----|
| | Min | Max |
| Width | 19" | 48" |
| Height | 14" | 36" |

| 705 2LTV Stack & 705 2LTH 2-Wide Double Vent Awning | |
|---|----------|
| UI Brackets* | Price |
| 0 - 61 | \$484.00 |
| 62 - 71 | \$538.00 |
| 72 - 81 | \$591.00 |
| 82 - 91 | \$640.00 |
| 92 - 101 | \$674.00 |
| 102 - 111 | \$717.00 |
| Add for each U | \$7.00 |

Note: All lites must be equal size

| SIZE RESTRICTIONS | | |
|-------------------|-----|-----|
| | Min | Max |
| Width | 19" | 48" |
| Height | 33" | 72" |

| SIZE RESTRICTIONS | | |
|-------------------|-----|-----|
| | Min | Max |
| Width | 40" | 96" |
| Height | 14" | 36" |

| 705 3LTV Stacked & 705 3LTH 3-Wide Triple Vent Awning | |
|---|----------|
| UI Brackets* | Price |
| 0 - 61 | N/A |
| 62 - 71 | \$713.00 |
| 72 - 81 | \$782.00 |
| 82 - 91 | \$825.00 |
| 92 - 101 | \$867.00 |
| 102 - 111 | \$915.00 |
| Add for each UI over 11' | \$9.00 |

Note: All lites must be equal size

| SIZE RESTRICTIONS | | |
|-------------------|-----|-----|
| | Min | Max |
| Width | 19" | 48" |
| Height | 45" | 91" |

| SIZE RESTRICTIONS | | |
|-------------------|-----|------|
| | Min | Max |
| Width | 60" | 144" |
| Height | 11" | 36" |

*United Inch = Exact Opening Width + Exact Opening Height

If this total united inch number results in a fraction, please roundup down to the whole united inch; ie: 35 3/4" + 35 3/4" = 71 UI (not 71 1/2).





REPLACEMENT WINDOWS

Phone 1-800-672-5828 • Fax 1-800-377-6502 • lowesservice@atriumwindows.com



SGS Item # 743074
Available in 15 days
Unless otherwise published in m2o
Order through m2o@

REPLACEMENT AWNING WINDOW OPTIONS

Glass Options

| | |
|-------------------------------------|---------------------|
| Low-E Glass | \$21.00 per lite |
| Low-E Glass with Argon Gas | \$32.00 per lite |
| Ultra Low-E Argon Gas | \$43.00 per lite |
| Double Strength Glass | \$10.00 per lite |
| Obscure Glass | \$40.00 per lite |
| Tempered Glass (extended lead time) | \$14.00 per sq. ft. |

(Multiply width x height/144 and roundup down to the nearest 100th ie: 9.727 sq.ft. = 9.73 sq.ft.)

Color Options

Interior Wood Laminates (white exterior only): 30% add on to base price

- Light Oak, Dark Oak and Cherry Interior Wood Laminates

| | |
|---|-----------------|
| Exterior Paint Options (white interior only): | \$224.00 1-Lite |
| Terratone, Clay, Gray, Brick Red, Bronze, | \$408.00 2-Lite |
| Tan, Hunter Green, Dark Chocolate, Black | \$558.00 3-Lite |

Note: Only Available with 5/8" Contoured and SDL Grid. Please Specify Color.

Only use mild, water based household cleaner on painted product and rinse immediately with water. See full cleaning instructions for details.

Almond 6% add on to base price

*Note: Base window is defined as window and screen.

Mulling charge and 5/8", 3/4" or 1" grid, when applicable, should also be upcharged.

Lock & Crank Options

| | |
|--|------------------|
| Brass or Brushed Nickel Locks and Cranks | \$79.00 per lite |
|--|------------------|

Grid Options

| | |
|--|------------------|
| 3/4" or 5/8" Flat Grid (including Prairie) | \$27.00 per lite |
| 5/8" Contoured Grid (including Prairie) | \$32.00 per lite |
| 1" Contoured Grid | \$37.00 per lite |
| 5/8" or 3/4" Diamond Grid (extended lead time) | \$86.00 per lite |

(Different min. width and height may apply to windows with the Prairie Grid option.)

| | |
|---------------------------------------|--------------------|
| 3/4" and 5/8" Flat Custom | \$79.00 per lite |
| 5/8" Contoured Custom | \$84.00 per lite |
| 1" Contoured Custom | \$89.00 per lite |
| 1 1/8" Simulated Divided Lite | \$24.00 per lite |
| 1 1/8" Painted Simulated Divided Lite | \$33.00 per lite |
| 5/8" Contoured Valance | \$32.00 per window |

Other Options

| | |
|---------------------------------|--------------------------|
| Charcoal Alum. Screen | \$14.00 per lite |
| Clear View Screen Mesh | \$8.00 per lite |
| Heavy Duty Screen Mesh | \$12.00 per lite |
| Coastal Hardware/Operating Sash | \$111.00 per lite |
| Bronze Laminate | 30% add on to base price |

Mulling Options

Factory Prepared Mull Options

| | |
|--------|--------------------|
| Twin | \$14.00 per twin |
| Triple | \$27.00 per triple |

Mulled at Factory

| | |
|--------|--------------------|
| Twin | \$31.00 per twin |
| Triple | \$49.00 per triple |

Factory Mull Over 3 Units

| | |
|--|------------------|
| | \$16.00 per unit |
|--|------------------|

Note: Maximum number of mull units: 3 wide.

Warranty Information

| | |
|---|--------------------|
| Transferable Limited Lifetime Warranty including Glass Breakage | \$14.00 per window |
| Glass Breakage Warranty w/Tempered Glass | \$66.00 per window |
| Optional Labor Warranty | \$27.00 per window |
| Labor Warranty w/Tempered Glass | \$27.00 per window |
| Lifetime Glass Breakage and Labor Warranty | \$27.00 per window |
| Lifetime Glass Breakage and Labor Warranty w/Tempered Glass | \$86.00 per window |





REPLACEMENT WINDOWS

Phone 1-800-672-5828 • Fax 1-800-377-6502 • lowesservice@atriumwindows.com



SGS Item # 2008
Available in 15 days
Unless otherwise published in m2o
Order through m2o@

SERIES 3201 REPLACEMENT BAY/BOW WINDOW

| 3-Lite Bay Window 3201 | | | |
|------------------------|------------|------------|------------|
| Width | Height | | |
| | 20 - 45 | 46 - 62 | 63 - 74 |
| 64 - 74 | \$1,535.00 | \$1,666.00 | \$1,779.00 |
| 75 - 84 | \$1,561.00 | \$1,696.00 | \$1,816.00 |
| 85 - 94 | \$1,593.00 | \$1,735.00 | \$1,856.00 |
| 95 - 104 | \$1,747.00 | \$1,889.00 | \$2,017.00 |
| 105 - 116 | \$1,773.00 | \$1,936.00 | \$2,053.00 |

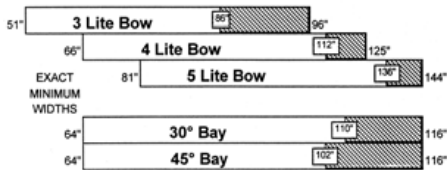
| 3-Lite Bow Window 3201 | | | |
|------------------------|------------|------------|------------|
| Width | Height | | |
| | 20 - 45 | 46 - 62 | 63 - 74 |
| 51 - 60 | \$1,490.00 | \$1,615.00 | \$1,717.00 |
| 61 - 70 | \$1,517.00 | \$1,649.00 | \$1,750.00 |
| 71 - 80 | \$1,550.00 | \$1,681.00 | \$1,790.00 |
| 81 - 90 | \$1,572.00 | \$1,709.00 | \$1,822.00 |
| 91 - 96 | \$1,594.00 | \$1,732.00 | \$1,846.00 |

| 4-Lite Bow Window 3201 | | | |
|------------------------|------------|------------|------------|
| Width | Height | | |
| | 20 - 45 | 46 - 62 | 63 - 74 |
| 66 - 78 | \$1,626.00 | \$1,794.00 | \$1,921.00 |
| 79 - 92 | \$1,662.00 | \$1,831.00 | \$1,966.00 |
| 93 - 105 | \$1,831.00 | \$2,002.00 | \$2,141.00 |
| 106 - 118 | \$1,859.00 | \$2,034.00 | \$2,180.00 |
| 119 - 125 | \$2,315.00 | \$2,494.00 | \$2,644.00 |

| 5-Lite Bow Window 3201 | | | |
|------------------------|------------|------------|------------|
| Width | Height | | |
| | 20 - 45 | 46 - 62 | 63 - 74 |
| 81 - 93 | \$1,769.00 | \$1,965.00 | \$2,122.00 |
| 94 - 106 | \$1,926.00 | \$2,130.00 | \$2,293.00 |
| 107 - 119 | \$1,960.00 | \$2,162.00 | \$2,334.00 |
| 120 - 131 | \$2,422.00 | \$2,629.00 | \$2,804.00 |
| 132 - 144 | \$2,454.00 | \$2,665.00 | \$2,847.00 |

Available Bay/Bow Window Sizes

Casement Window Widths (Exact Minimum Widths)



Casement Window Widths

For casement windows with widths which fall in shaded areas, heights cannot exceed 65 inches.

Casement Window Heights

Minimum Height: 22 1/4" Maximum Height: 74"

Window Widths (Exact Minimum Widths)

56 5/8" - 3 Lite Bow 72 3/8" - 30° Bay
73 5/8" - 4 Lite Bow 68 1/8" - 45° Bay
89 3/8" - 5 Lite Bow

For exact maximum widths use chart to above.

Window Widths (Exact Minimum Widths)

Minimum Height: 29 1/4" Maximum Height: 74"





REPLACEMENT WINDOWS

Phone 1-800-672-5828 • Fax 1-800-377-6502 • lowesservice@atriumwindows.com



SGS Item # 740073
Available in 15 days
Unless otherwise published in m20
Order through m200

SERIES 3500 REPLACEMENT BAY/BOW WINDOW

| 3-Lite Bay Window 3500 | | | |
|------------------------|------------|------------|------------|
| Width | Height | | |
| | 20 - 45 | 46 - 62 | 63 - 74 |
| 64 - 74 | \$1,488.00 | \$1,616.00 | \$1,725.00 |
| 75 - 84 | \$1,514.00 | \$1,645.00 | \$1,761.00 |
| 85 - 94 | \$1,545.00 | \$1,683.00 | \$1,800.00 |
| 95 - 104 | \$1,694.00 | \$1,832.00 | \$1,956.00 |
| 105 - 116 | \$1,719.00 | \$1,878.00 | \$1,991.00 |

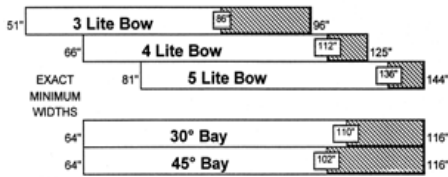
| 3-Lite Bow Window 3500 | | | |
|------------------------|------------|------------|------------|
| Width | Height | | |
| | 20 - 45 | 46 - 62 | 63 - 74 |
| 51 - 60 | \$1,445.00 | \$1,567.00 | \$1,665.00 |
| 61 - 70 | \$1,472.00 | \$1,599.00 | \$1,698.00 |
| 71 - 80 | \$1,503.00 | \$1,630.00 | \$1,736.00 |
| 81 - 90 | \$1,524.00 | \$1,658.00 | \$1,767.00 |
| 91 - 96 | \$1,546.00 | \$1,679.00 | \$1,790.00 |

| 4-Lite Bow Window 3500 | | | |
|------------------------|------------|------------|------------|
| Width | Height | | |
| | 20 - 45 | 46 - 62 | 63 - 74 |
| 66 - 78 | \$1,577.00 | \$1,740.00 | \$1,863.00 |
| 79 - 92 | \$1,612.00 | \$1,776.00 | \$1,907.00 |
| 93 - 105 | \$1,776.00 | \$1,941.00 | \$2,076.00 |
| 106 - 118 | \$1,803.00 | \$1,973.00 | \$2,115.00 |
| 119 - 125 | \$2,246.00 | \$2,419.00 | \$2,564.00 |

| 5-Lite Bow Window 3500 | | | |
|------------------------|------------|------------|------------|
| Width | Height | | |
| | 20 - 45 | 46 - 62 | 63 - 74 |
| 81 - 93 | \$1,716.00 | \$1,905.00 | \$2,058.00 |
| 94 - 106 | \$1,868.00 | \$2,065.00 | \$2,224.00 |
| 107 - 119 | \$1,901.00 | \$2,097.00 | \$2,264.00 |
| 120 - 131 | \$2,349.00 | \$2,550.00 | \$2,719.00 |
| 132 - 144 | \$2,380.00 | \$2,584.00 | \$2,761.00 |

Available Bay/Bow Window Sizes

Casement Window Widths (Exact Minimum Widths)



Casement Window Widths

For casement windows with widths which fall in shaded areas, heights cannot exceed 65 inches.

Casement Window Heights

Minimum Height: 22 1/4" Maximum Height: 74"

Window Widths (Exact Minimum Widths)

56 5/8" - 3 Lite Bow 72 3/8" - 30° Bay
73 5/8" - 4 Lite Bow 68 1/8" - 45° Bay
89 3/8" - 5 Lite Bow

For exact maximum widths use chart to above.

Window Widths (Exact Minimum Widths)

Minimum Height: 29 1/4" Maximum Height: 74"





REPLACEMENT WINDOWS

Phone 1-800-672-5828 • Fax 1-800-377-6502 • lowesservice@atriumwindows.com



SGS Item # 749073
 Available in 15 days
 Unless otherwise published in m2o
 Order through m2o@

SERIES 3900 REPLACEMENT BAY/BOW WINDOW

| 3-Lite Bay Window 3900 | | | |
|------------------------|------------|------------|------------|
| Width | Height | | |
| | 20 - 45 | 46 - 62 | 63 - 74 |
| 64 - 74 | \$1,611.00 | \$1,749.00 | \$1,867.00 |
| 75 - 84 | \$1,638.00 | \$1,780.00 | \$1,906.00 |
| 85 - 94 | \$1,672.00 | \$1,821.00 | \$1,948.00 |
| 95 - 104 | \$1,833.00 | \$1,983.00 | \$2,117.00 |
| 105 - 116 | \$1,860.00 | \$2,032.00 | \$2,154.00 |

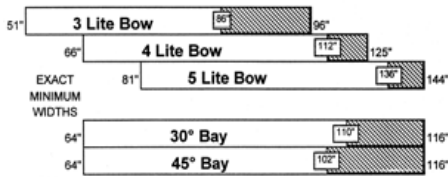
| 3-Lite Bow Window 3900 | | | |
|------------------------|------------|------------|------------|
| Width | Height | | |
| | 20 - 45 | 46 - 62 | 63 - 74 |
| 51 - 60 | \$1,564.00 | \$1,695.00 | \$1,802.00 |
| 61 - 70 | \$1,592.00 | \$1,730.00 | \$1,837.00 |
| 71 - 80 | \$1,626.00 | \$1,764.00 | \$1,879.00 |
| 81 - 90 | \$1,650.00 | \$1,794.00 | \$1,912.00 |
| 91 - 96 | \$1,673.00 | \$1,817.00 | \$1,937.00 |

| 4-Lite Bow Window 3900 | | | |
|------------------------|---------|---------|---------|
| Width | Height | | |
| | 20 - 45 | 46 - 62 | 63 - 74 |
| 66 - 78 | #VALUE! | #VALUE! | #VALUE! |
| 79 - 92 | \$32.00 | \$79.00 | \$84.00 |
| 93 - 105 | #VALUE! | #VALUE! | #VALUE! |
| 106 - 118 | \$0.00 | \$0.00 | \$0.00 |
| 119 - 125 | \$0.00 | \$0.00 | \$0.00 |

| 5-Lite Bow Window 3900 | | | |
|------------------------|---------|---------|---------|
| Width | Height | | |
| | 20 - 45 | 46 - 62 | 63 - 74 |
| 81 - 93 | \$0.00 | \$0.00 | \$0.00 |
| 94 - 106 | \$0.00 | \$0.00 | \$0.00 |
| 107 - 119 | \$0.00 | \$0.00 | \$0.00 |
| 120 - 131 | \$0.00 | \$0.00 | \$0.00 |
| 132 - 144 | \$0.00 | \$0.00 | \$0.00 |

Available Bay/Bow Window Sizes

Casement Window Widths (Exact Minimum Widths)



Casement Window Widths

For casement windows with widths which fall in shaded areas, heights cannot exceed 65 inches.

Casement Window Heights

Minimum Height: 22 1/4" Maximum Height: 74"

Window Widths (Exact Minimum Widths)

56 5/8" - 3 Lite Bow 72 3/8" - 30° Bay
 73 5/8" - 4 Lite Bow 68 1/8" - 45° Bay
 89 3/8" - 5 Lite Bow

For exact maximum widths use chart to above.

Window Widths (Exact Minimum Widths)

Minimum Height: 29 1/4" Maximum Height: 74"





REPLACEMENT WINDOWS

Phone 1-800-672-5828 • Fax 1-800-377-6502 • lowesservice@atriumwindows.com



SGS Item # 2008
Available in 15 days
Unless otherwise published in m2o
Order through m2o@

SERIES 3201 REPLACEMENT BAY/BOW WINDOW OPTIONS

Design Options

(Double hung flankers are considered standard, casement and dead lite flanker substitutions may be made.)

- 1. Cost per unit for Casement substitution \$199.00 per unit
- 2. Substitute Dead Lite Flankers at no additional charge (Flanker Series Must be Designated)
- 3. For Double Hung Flankers any option in only one sash is 50% of original list price.

Color Options

Exterior Paint Options (white interior only): \$164.00 per lite

Terratone, Clay, Gray, Brick Red, Bronze, Tan, Hunter Green, Dark Chocolate, Black

Note: Only Available with 5/8" Contoured and SDL Grid. Please Specify Color.

Only use mild, water based household cleaner on painted product and rinse immediately with water. See full cleaning instructions for details.

Almond 6% add on to base price

*Note: Base window is defined as window and screen.

Mulling charge and 5/8", 3/4" or 1" grid, when applicable, should also be upcharged.

Grid Options

- 3/4" or 5/8" Flat Grid (including Prairie) \$25.00 per lite
 - 5/8" Contoured Grid (including Prairie) \$30.00 per lite
 - 1" Contoured Grid (Standard Grid Conf.) \$35.00 per lite
 - 5/8" or 3/4" Diamond Grid (extended lead time) \$82.00 per lite
- (Different min. width and height may apply to windows with the Prairie Grid option.)

Glass Options

- Low-E Glass \$20.00 per lite
 - Low-E Glass with Argon Gas \$30.00 per lite
 - Ultra Low-E Argon Gas \$41.00 per lite
 - Double Strength Glass \$10.00 per lite
 - Obscure Glass \$38.00 per lite
 - Tempered Glass (extended lead time) \$13.00 per sq. ft.
- (Multiply width x height/144 and roundup down to the nearest 100th ie: 9.727 sq.ft. = 9.73 sq.ft.)

Warranty Information

- Lifetime Glass Breakage Warranty \$13.00 per window
- Lifetime Glass Breakage Warranty with Tempered Glass \$62.00 per window
- Lifetime Labor Warranty \$25.00 per window
- Lifetime Labor Warranty with Tempered Glass \$62.00 per window
- Lifetime Glass Breakage and Labor Warranty \$31.00 per window
- Lifetime Glass Breakage and Labor Warranty w/Tempered Glass \$62.00 per window

(Warranty will be issued as an option per window, although all windows per job must be warrantied - see warranty for details.)

Other Options

- Insulated Seatboard \$174.00 per unit
- Oak Head and Seat Board \$50.00 per unit
- Full Screen (when half screen is standard) \$19.00 per flanker
- Charcoal Alum. Half Screen \$14.00 per flanker
- Charcoal Alum. Full Screen \$44.00 per flanker
- Clear View Half Screen Mesh \$8.00 per flanker
- Clear View Half Screen Mesh \$12.00 per flanker
- Heavy Duty Half Screen Mesh \$8.00 per flanker
- Heavy Duty Full Screen Mesh \$12.00 per flanker
- Oriel or Cottage Configuration \$30.00 per window





REPLACEMENT WINDOWS

Phone 1-800-672-5828 • Fax 1-800-377-6502 • lowesservice@atriumwindows.com



SGS Item # 2008
Available in 15 days
Unless otherwise published in m20
Order through m2008

SERIES 3500 REPLACEMENT BAY/BOW WINDOW OPTIONS

Design Options

(Double hung flankers are considered standard, casement and dead lite flanker substitutions may be made.)

- 1. Cost per unit for Casement substitution \$193.00 per unit
- 2. Substitute Dead Lite Flankers at no additional charge (Flanker Series Must be Designated)
- 3. For Double Hung Flankers any option in only one sash is 50% of original list price.

Color Options

- Bronze Laminate 30% add on to base price
- Almond 6% add on to base price

*Note: Base window is defined as window and screen.
Mulling charge and 5/8", 3/4" or 1" grid, when applicable, should also be upcharged.

Grid Options

- 3/4" or 5/8" Flat Grid (including Prairie) \$25.00 per lite
- 5/8" Contoured Grid (including Prairie) \$29.00 per lite
- 1" Contoured Grid (Standard Grid Conf.) \$34.00 per lite
- 5/8" or 3/4" Diamond Grid (extended lead time) \$80.00 per lite
- (Different min. width and height may apply to windows with the Prairie)
- 1 1/8" Simulated Divided Lite \$22.00

Glass Options

- Low-E Glass \$20.00 per lite
- Low-E Glass with Argon Gas \$29.00 per lite
- Ultra Low-E Argon Gas \$40.00 per lite
- Double Strength Glass \$10.00 per lite
- Obscure Glass \$37.00 per lite
- Tempered Glass (extended lead time) \$13.00 per sq. ft.

(Multiply width x height/144 and roundup down to the nearest 100th ie: 9.727 sq.ft. = 9.73 sq.ft.)

Warranty Information

- Lifetime Glass Breakage Warranty \$13.00 per window
- Lifetime Glass Breakage Warranty w/Tempered Glass \$61.00 per window
- Lifetime Labor Warranty \$25.00 per window
- Lifetime Labor Warranty w/Tempered Glass \$61.00 per window
- Lifetime Glass Breakage and Labor Warranty \$31.00 per window
- Lifetime Glass Breakage and Labor Warranty w/Tempered Glass \$61.00 per window

(Warranty will be issued as an option per window, although all windows per job must be warrantied - see warranty for details.)

Other Options

- Insulated Seatboard \$169.00 per unit
- Oak Head and Seat Board \$49.00 per unit
- Full Screen \$19.00 per flanker
- Charcoal Alum. Half Screen \$14.00 per flanker
- Charcoal Alum. Full Screen \$43.00 per flanker
- Clear View Half Screen Mesh \$8.00 per flanker
- Clear View Half Screen Mesh \$11.00 per flanker
- Heavy Duty Half Screen Mesh \$8.00 per flanker
- Heavy Duty Full Screen Mesh \$11.00 per flanker
- Oriel or Cottage Configuration \$29.00 per window





REPLACEMENT WINDOWS

Phone 1-800-672-5828 • Fax 1-800-377-6502 • lowesservice@atriumwindows.com



SGS Item # 749073
Available in 15 days
Unless otherwise published in m2o
Order through m2o@

SERIES 3900 REPLACEMENT BAY/BOW WINDOW OPTIONS

Design Options

(Double hung flankers are considered standard, casement and dead lite flanker substitutions may be made.)

- 1. Cost per unit for Casement substitution \$209.00 per unit
- 2. Substitute Dead Lite Flankers at no additional charge (Flanker Series Must be Designated)
- 3. For Double Hung Flankers any option in only one sash is 50% of original list price.

Color Options

Interior Wood Laminates 30% add on to base price

- Light Oak, Dark Oak and
- Cherry Interior Wood Laminates

Exterior Paint Options (white interior only): \$296.00 per lite

- Terratone, Clay, Gray, Brick Red, Bronze,
- Tan, Hunter Green, Dark Chocolate, Black

Note: Only Available with 5/8" Contoured and SDL Grid. Please Specify Color.

Only use mild, water based household cleaner on painted product and rinse immediately with water. See full cleaning instructions for details.

Almond 6% add on to base price

*Note: Base window is defined as window and screen.

Mulling charge and 5/8", 3/4" or 1" grid, when applicable, should also be upcharged.

Grid Options

- 3/4" or 5/8" Flat Grid (including Prairie) \$27.00 per lite
- 5/8" Contoured Grid (including Prairie) \$32.00 per lite
- 1" Contoured Grid (Standard Grid Conf.) \$37.00 per lite
- 5/8" or 3/4" Diamond Grid (extended lead time) \$86.00 per lite
(Different min. width and height may apply to windows with the Prairie Grid option.)
- 1 1/8" Simulated Divided Lite \$24.00 per lite
- 1 1/8" Simulated Divided Lite Paint Grid \$33.00 per lite

Glass Options

- Low-E Glass \$21.00 per lite
- Low-E Glass with Argon Gas \$32.00 per lite
- Ultra Low-E Argon Gas \$43.00 per lite
- Double Strength Glass \$10.00 per lite
- Obscure Glass \$40.00 per lite
- Tempered Glass (extended lead time) \$14.00 per sq. ft.
(Multiply width x height/144 and roundup down to the nearest 100th ie: 9.727 sq.ft. = 9.73 sq.ft.)

Lock & Crank Options*

Brass or Brushed Nickel Lock \$40.00 per lite

*Note: Available only in high end All-Welded Double Hung and Casement Flankers

Warranty Information

- Lifetime Glass Breakage Warranty \$14.00 per window
- Lifetime Glass Breakage Warranty w/Tempered Glass \$66.00 per window
- Lifetime Labor Warranty \$27.00 per window
- Lifetime Labor Warranty w/Tempered Glass \$66.00 per window
- Lifetime Glass Breakage and Labor Warranty \$33.00 per window
- Lifetime Glass Breakage and Labor Warranty w/Tempered Glass \$66.00 per window

(Warranty will be issued as an option per window, although all windows per job must be warrantied - see warranty for details.)

Other Options

- Insulated Seatboard \$183.00 per unit
- Oak Head and Seat Board \$53.00 per unit
(no upcharge for interior wood finish products)
- Full Screen (when half screen is standard) \$20.00 per flanker
- Charcoal Alum. Half Screen \$15.00 per flanker
- Charcoal Alum. Full Screen \$46.00 per flanker
- Clear View Half Screen Mesh \$8.00 per flanker
- Clear View Half Screen Mesh \$12.00 per flanker
- Heavy Duty Half Screen Mesh \$8.00 per flanker
- Heavy Duty Full Screen Mesh \$12.00 per flanker
- Oriel or Cottage Configuration \$32.00 per window





REPLACEMENT WINDOWS

Phone 1-800-672-5828 • Fax 1-800-377-6502 • lowesservice@atriumwindows.com



SGS Item # 88910
Available in 15 days
Unless otherwise published in m2o
Order through m2o@

REPLACEMENT GARDEN WINDOW

| Garden Window Pricing | | | |
|-----------------------|------------|------------|------------|
| Width | Height | | |
| | 20 - 45 | 46 - 62 | 63 - 74 |
| 24" - 37" | \$1,316.00 | \$1,573.00 | \$1,682.00 |
| 38" - 49" | \$1,519.00 | \$1,652.00 | \$1,829.00 |
| 50" - 59" | \$1,666.00 | \$1,847.00 | \$2,005.00 |
| 60" - 66" | \$1,829.00 | \$2,012.00 | \$2,206.00 |

SIZE RESTRICTIONS (exact size)

| | Min | Max |
|----------------|---------|---------|
| Width | 24" | 84" |
| Height | 25 1/4" | 74 5/8" |
| Wall Thickness | 4 1/2" | 10" |

Center deadlite of glass cannot exceed 22 1/2 sq. ft.

Glass Options:

Low-E Glass with Argon Gas \$169.00 per window

Grid Options

5/8" Flat \$29.00 per lite

Color Option

Almond 6% add on to base

Other Options

Lifetime Glass Breakage Warranty \$71.00 per window

Sill Muffler (insulated bottom) 24" to 48" wide

(covers and fasteners provided) 49" to 66" wide

Clear Acrylic Plant Shelf (maximum window width 50")

Oak Veneer frame (Interior) 24" to 66" wide

Oak Casing 3.00 per UI \$2.00 per UI

General Information:

1. The top of all Garder Maximum Height: 74" at the time of installation. Flashing should extend down to, but not beyond the tempered glass area of the roof.
2. Air conditioners must not be placed in any garden window.
3. Use of supplied bracing is required on all garden windows.
4. Dual locks are not available on heights under 36 3/4". In this case, a single lock will be used.
5. All units must be ordered as "exact" size.
6. Specify exact size of width and height (manufacturer will cut on every 1/4" increment).
7. Specify wall thickness (manufacturer will cut on every 1/2" increment).
8. Window projects from outside house 17 1/2" on all size windows.
9. Extended lead time applies.





REPLACEMENT WINDOWS



SGS Item # 88910
Available in 15 days
Unless otherwise published in m2o
Order through m2o@

Phone 1-800-672-5828 • Fax 1-800-377-6502 • lowesservice@atriumwindows.com

REPLACEMENT ARCHITECTURAL SHAPES

| Shape | United Inch Price |
|---------------|-------------------|
| Full roundups | \$9.00 |
| Half roundups | \$8.00 |
| Octagons | \$11.00 |
| Pentagons | \$7.00 |
| Trapezoids | \$7.00 |
| Triangles | \$7.00 |

Use united inches (A+B) to calculate list price.

Notes: Please check the Architectural Shapes Catalog to confirm that the shape is available in the Series you are ordering.
View outside to inside.





REPLACEMENT WINDOWS

Phone 1-800-672-5828 • Fax 1-800-377-6502 • lowesservice@atriumwindows.com



SGS Item # 743071
Available in 15 days
Unless otherwise published in m2o
Order through m2o@

SERIES 3050 REPLACEMENT ARCHITECTURAL SHAPES OPTIONS

Glass Options

| | |
|----------------------------|---------------------|
| Low-E Glass | \$22.00 per window |
| Low-E Glass with Argon Gas | \$33.00 per window |
| Ultra Low-E Argon Gas | \$45.00 per window |
| Tempered Glass | \$14.00 per sq. ft. |

In calculating square footage for Tempered or Tinted Glass, please roundup to the nearest 100th

Example: Tempered Glass for 9.727 sq. ft. = 9.73 x 11.00/SF = \$126.00

| | |
|---------------|--------------------|
| Obscure Glass | \$41.00 per window |
|---------------|--------------------|

Grid Options

| | |
|--|----------------------------|
| 5/8" or 3/4" Flat Grid Configuration (standard grid configuration) | 10% add on to base window |
| 5/8" or 3/4" Flat or Gothic Special Grid Configuration (designated by *) | 25% add to base grid price |
| 5/8" or 1" Contoured Grid Configuration (standard grid configuration) | 15% add to base grid price |
| 1" Contoured Colonial or Gothic Grid Special Grid Configuration (designated by * or #) | 30% add to base grid price |

Note: Must specify (5/8" or 3/4") grid on order. 3/4" only available in new construction.

| | |
|--|-------------------------|
| Almond (Base includes all options except glass options) | 6% add on to base price |
|--|-------------------------|

Warranty Options

Transferable, Limited Lifetime Warranty standard.

Optional Lifetime Glass Breakage and Labor Warranties:

| | |
|------------------------|--------------------|
| Glass Breakage | \$14.00 per window |
| Labor | \$28.00 per window |
| Glass and Labor | \$34.00 per window |

Optional Lifetime Glass Breakage and Labor Warranties for Tempered Glass:

| | |
|------------------------|--------------------|
| Glass Breakage | \$68.00 per window |
| Labor | \$28.00 per window |
| Glass and Labor | \$90.00 per window |

Note: All windows per job must be warranted if glass breakage warranty is purchased. See warranty for complete details.





REPLACEMENT WINDOWS



SGS Item # 2008
Available in 15 days
Unless otherwise published in m2o
Order through m2o@

Phone 1-800-672-5828 • Fax 1-800-377-6502 • lowesservice@atriumwindows.com

SERIES 3100 REPLACEMENT ARCHITECTURAL SHAPES OPTIONS

Glass Options

| | |
|----------------------------|---------------------|
| Low-E Glass | \$20.00 per window |
| Low-E Glass with Argon Gas | \$30.00 per window |
| Ultra Low-E Argon Gas | \$41.00 per window |
| Tempered Glass | \$13.00 per sq. ft. |

In calculating square footage for Tempered or Tinted Glass, please roundup to the nearest 100th

Example: Tempered Glass for 9.727 sq. ft. = 9.73 x 11.00/SF = \$126.00

| | |
|---------------|--------------------|
| Obscure Glass | \$38.00 per window |
|---------------|--------------------|

Grid Options

| | |
|--|----------------------------|
| 5/8" or 3/4" Flat Grid Configuration (standard grid configuration) | 10% add on to base window |
| 5/8" or 3/4" Flat or Gothic Special Grid Configuration (designated by *) | 25% add to base grid price |
| 5/8" or 1" Contoured Grid Configuration (standard grid configuration) | 15% add to base grid price |
| 1" Contoured Colonial or Gothic Grid Special Grid Configuration (designated by * or #) | 30% add to base grid price |

Note: Must specify (5/8" or 3/4") grid on order. 3/4" only available in new construction.

| | |
|--|-------------------------|
| Almond (Base includes all options except glass options) | 6% add on to base price |
|--|-------------------------|

Warranty Options

Transferable, Limited Lifetime Warranty standard.

Optional Lifetime Glass Breakage and Labor Warranties:

| | |
|------------------------|--------------------|
| Glass Breakage | \$13.00 per window |
| Labor | \$25.00 per window |
| Glass and Labor | \$31.00 per window |

Optional Lifetime Glass Breakage and Labor Warranties for Tempered Glass:

| | |
|------------------------|--------------------|
| Glass Breakage | \$62.00 per window |
| Labor | \$25.00 per window |
| Glass and Labor | \$82.00 per window |

Note: All windows per job must be warranted if glass breakage warranty is purchased. See warranty for complete details.





REPLACEMENT WINDOWS

Phone 1-800-672-5828 • Fax 1-800-377-6502 • lowesservice@atriumwindows.com



SGS Item # 2008
Available in 15 days
Unless otherwise published in m2o
Order through m2o@

SERIES 3201 REPLACEMENT ARCHITECTURAL SHAPES OPTIONS

Glass Options

| | |
|----------------------------|---------------------|
| Low-E Glass | \$20.00 per window |
| Low-E Glass with Argon Gas | \$30.00 per window |
| Ultra Low-E Argon Gas | \$41.00 per window |
| Tempered Glass | \$13.00 per sq. ft. |

In calculating square footage for Tempered or Tinted Glass, please roundup to the nearest 100th

Example: Tempered Glass for 9.727 sq. ft. = 9.73 x 11.00/SF = \$126.00

| | |
|---------------|--------------------|
| Obscure Glass | \$38.00 per window |
|---------------|--------------------|

Grid Options

| | |
|--|----------------------------|
| 5/8" or 3/4" Flat Grid Configuration (standard grid configuration) | 10% add on to base window |
| 5/8" or 3/4" Flat or Gothic Special Grid Configuration (designated by *) | 25% add to base grid price |
| 5/8" or 1" Contoured Grid Configuration (standard grid configuration) | 15% add to base grid price |
| 1" Contoured Colonial or Gothic Grid Special Grid Configuration (designated by * or #) | 30% add to base grid price |

Note: Must specify (5/8" or 3/4") grid on order. 3/4" only available in new construction.

| | |
|--|-------------------------|
| Almond (Base includes all options except glass options) | 6% add on to base price |
|--|-------------------------|

Warranty Options

Transferable, Limited Lifetime Warranty standard.

Optional Lifetime Glass Breakage and Labor Warranties:

| | |
|------------------------|--------------------|
| Glass Breakage | \$13.00 per window |
| Labor | \$25.00 per window |
| Glass and Labor | \$31.00 per window |

Optional Lifetime Glass Breakage and Labor Warranties for Tempered Glass:

| | |
|------------------------|--------------------|
| Glass Breakage | \$62.00 per window |
| Labor | \$25.00 per window |
| Glass and Labor | \$82.00 per window |

Note: All windows per job must be warranted if glass breakage warranty is purchased. See warranty for complete details.

Color Options

| | |
|---|--------------------------------------|
| Exterior Paint Options(white interior only): | \$164.00 per window |
| Black, Terratone, Clay, Gray, Brick Red, | \$199.00 per window for mullied unit |
| Bronze, Tan, Hunter Green, Dark Chocolate: | |

Note: Only Available with 5/8" Contoured and SDL Grid.

Please Specify Color.





REPLACEMENT WINDOWS



SGS Item # 749071
Available in 15 days
Unless otherwise published in m2o
Order through m2o@

Phone 1-800-672-5828 • Fax 1-800-377-6502 • lowesservice@atriumwindows.com

SERIES 3500 REPLACEMENT ARCHITECTURAL SHAPES OPTIONS

Glass Options

| | |
|----------------------------|---------------------|
| Low-E Glass | \$20.00 per window |
| Low-E Glass with Argon Gas | \$29.00 per window |
| Ultra Low-E Argon Gas | \$40.00 per window |
| Tempered Glass | \$13.00 per sq. ft. |

In calculating square footage for Tempered or Tinted Glass, please roundup to the nearest 100th

Example: Tempered Glass for 9.727 sq. ft. = 9.73 x 11.00/SF = \$126.00

| | |
|---------------|--------------------|
| Obscure Glass | \$37.00 per window |
|---------------|--------------------|

Grid Options

| | |
|--|----------------------------|
| 5/8" or 3/4" Flat Grid Configuration (standard grid configuration) | 10% add on to base window |
| 5/8" or 3/4" Flat or Gothic Special Grid Configuration (designated by *) | 25% add to base grid price |
| 5/8" or 1" Contoured Grid Configuration (standard grid configuration) | 15% add to base grid price |
| 1" Contoured Colonial or Gothic Grid Special Grid Configuration (designated by * or #) | 30% add to base grid price |

Note: Must specify (5/8" or 3/4") grid on order. 3/4" only available in new construction.

| | |
|--|-------------------------|
| Almond (Base includes all options except glass options) | 6% add on to base price |
|--|-------------------------|

Warranty Options

Transferable, Limited Lifetime Warranty standard.

Optional Lifetime Glass Breakage and Labor Warranties:

| | |
|------------------------|--------------------|
| Labor | \$25.00 per window |
| Glass and Labor | \$31.00 per window |

Optional Lifetime Glass Breakage and Labor Warranties for Tempered Glass:

| | |
|------------------------|--------------------|
| Labor | \$61.00 per window |
| Glass and Labor | \$80.00 per window |

Note: All windows per job must be warranted if glass breakage warranty is purchased. See warranty for complete details.

| | |
|---|--------------------------|
| Bronze Exterior Laminate (white interior only) | 30% add on to base price |
|---|--------------------------|





REPLACEMENT WINDOWS

Phone 1-800-672-5828 • Fax 1-800-377-6502 • lowesservice@atriumwindows.com



SGS Item # 743073
Available in 15 days
Unless otherwise published in m2o
Order through m2o@

SERIES 3900 REPLACEMENT ARCHITECTURAL SHAPES OPTIONS

Glass Options

| | |
|----------------------------|---------------------|
| Low-E Glass | \$21.00 per window |
| Low-E Glass with Argon Gas | \$32.00 per window |
| Ultra Low-E Argon Gas | \$43.00 per window |
| Tempered Glass | \$14.00 per sq. ft. |

In calculating square footage for Tempered or Tinted Glass, please roundup to the nearest 100th

Example: Tempered Glass for 9.727 sq. ft. = 9.73 x 11.00/SF = \$126.00

| | |
|---------------|--------------------|
| Obscure Glass | \$40.00 per window |
|---------------|--------------------|

Grid Options

| | |
|--|----------------------------|
| 5/8" or 3/4" Flat Grid Configuration (standard grid configuration) | 10% add on to base window |
| 5/8" or 3/4" Flat or Gothic Special Grid Configuration (designated by *) | 25% add to base grid price |
| 5/8" or 1" Contoured Grid Configuration (standard grid configuration) | 15% add to base grid price |
| 1" Contoured Colonial or Gothic Grid Special Grid Configuration (designated by * or #) | 30% add to base grid price |

Note: Must specify (5/8" or 3/4") grid on order. 3/4" only available in new construction.

| | |
|--|-------------------------|
| Almond (Base includes all options except glass options) | 6% add on to base price |
|--|-------------------------|

Warranty Options

Transferable, Limited Lifetime Warranty standard.

Optional Lifetime Glass Breakage and Labor Warranties:

| | |
|------------------------|--------------------|
| Labor | \$27.00 per window |
| Glass and Labor | \$33.00 per window |

Optional Lifetime Glass Breakage and Labor Warranties for Tempered Glass:

| | |
|------------------------|--------------------|
| Labor | \$66.00 per window |
| Glass and Labor | \$86.00 per window |

Note: All windows per job must be warranted if glass breakage warranty is purchased. See warranty for complete details.

Color Options

| | |
|--|--------------------------|
| Interior Wood Laminates (white exterior only) | 30% add on to base price |
|--|--------------------------|

Light Oak, Dark Oak and Cherry

Interior Wood Laminates

Exterior Paint Options(white interior only):

| | |
|--|-------------------------------------|
| Black, Terratone, Clay, Gray, Brick Red, | \$172.00 per window |
| Bronze, Tan, Hunter Green, Dark Chocolate: | \$209.00 per window for mulled unit |

Note: Only Available with 5/8" Contoured and SDL Grid.

Please Specify Color.

Please Specify Color.

