


SERIES 3900

INSTALL ONLY DOUBLE HUNG



by **ATRIUM**[®]
WINDOWS AND DOORS

Developed exclusively for installed sales and pre-configured for easy pricing and loaded with the most popular features and options for one, incredible price!



SERIES 3900

INSTALL ONLY DOUBLE HUNG



OUR BEST REPLACEMENT DOUBLE HUNG WITH A PRICE TO MEET ANY BUDGET

Pre-configured with popular upgrades on top of *industry-leading standard features* and performance

Top-rated vinyl replacement double hung window by Consumer Reports




**OFFERED
WITH AN
INCREDIBLE
& SIMPLIFIED
PRICE!**



▶ **\$29900**
per window

Any window up to 101 united inches

INCLUDES THESE POPULAR UPGRADES

- **ENERGY STAR** Low-E Glass with Insulating Argon Gas 
- **Full Screen** with Clear-View Mesh for Greater Visibility
- **Lifetime** Accidental Glass Breakage Warranty Coverage
- **Exclusive Lifetime** Coverage for any Warranty Related Service
- **Industry Leading** Protection Against Air Infiltration



\$31500 with grids*
per window

*5/8" Contoured between the panes grid only

LARGER WINDOWS measuring over
101 united inches. Simply multiple the
number of inches over 101 x \$2.96.

EXAMPLE:

a 36 x 72 window is equivalent to
108 united inches (w+h) or $7 \text{ ui} > 101$.

Price = \$299 + (7 x \$2.96)

\$31972 per window

EASY TO ORDER THIS SERIES

1. Select Series Colors, Tempered Glass and Obscure Glass are available with Series 3900 Install Only windows at standard option pricing



2. Select Glass based on geography



Energy Star compliant in South, South Central and North Central zones



Energy Star compliant in Northern zones



3. Select Grid type & style

NOTE: If Northern Energy Star glass is selected SDL does not display as an option.

Grid type	No Grids (Standard)	5/8" Contour	1 1/8" Simulated Divided Lite
Grid style	Colonial	Prairie	Perimeter Prairie

3900 IN M20:



4. Select Sash Configuration



5. Select Screen



6. Warranty is pre-selected

ORDER COMPLETE!



For other options
(e.g. Foam, Nail Fin) default to the
Standard 3900 Series

AVAILABLE OPTIONS

- Grid Options:**

5/8" or 3/4" Flat, 5/8" Contoured Grid Between the Panes or Simulated Divided Lite (SDL) External Grids

5/8" or 3/4" Flat Grid



5/8" Contoured Grid



1 1/8" SDL Grid



- Exterior Painted Window Color Options:**

(white interior only)

Hunter Green



Dark Chocolate



Terratone



Brick Red



Black



Gray



Clay



Bronze



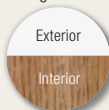
Tan



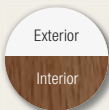
- Interior Laminate Options:**

(white interior only)

Light Oak



Dark Oak



Cherry



- Enhanced Glass Options:**

- Tempered
- Obscure
- Triple Pane with Low-E with Argon

- Enhanced Thermal Option:**

- InsulKor™ Multi-Cavity Foam-Filled Frame injection optimizes each window's thermal properties

- Other Options:**

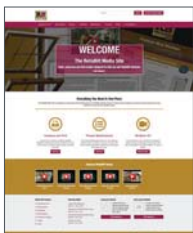
- Foam Wrap
- Applied Nail Fin
- Oriel or Cottage Configuration
- Factory Installed Mulling for Twins and Triples
- Clear View Half Screen





The Ultimate Customer Service Team:
(800) 672-5828
lowesservice@atriumwindows.com

COMPLETE SUPPORT



Marketing Tools Website
<http://reliabilt.atriumwindows.com>



Marketing Support
Table top sample window



Homeowner Flyer



**PSE Electronic
Sales Tool**



Exclusive PSE In-Home Quoting Tool!

See Atrium Representative
for training

