



# SPECIAL OFFER: SERIES 3500 DOUBLE HUNG WINDOW


EXCLUSIVELY AVAILABLE  
WHEN INSTALLED BY



## ReliaBilt Series 3500 Double Hung includes advanced features and outstanding performance in a replacement window.




### Every Series 3500 Double Hung features:

- Aluminum-reinforced multi-cavity construction offers thermal protection and structural integrity
- ENERGY STAR® Rated Low-E glass with Argon Gas for optimum thermal performance 
- Sashes tilt in for easy cleaning
- Two locks offer increased security on 27-1/4" width or wider
- Easy sash movement with a constant force coil balance system
- Sashes open and close easily with integrated lift rails on both sashes
- Water runs away from house due to sloped sill design
- Design Pressure DP-35 rating (window size tested 44" x 75") or with optional DP-50 rating (window size tested 36" x 74")
- Jamb depth: 3-1/4"


This special Series 3500 Double Hung window is also pre-configured with these features:




**WARM EDGE SPACER SYSTEM**  
Saves Energy



**HALF SCREEN Extruded Frame**  
for Strength\*



**25 YEAR Accidental Glass Breakage Warranty Coverage**



**LIMITED LIFETIME Warranty Included**



**INTERLOCKING SASH Protection Against Air Infiltration**

\*Screens are not meant to restrain a child from falling through an open window.





# SPECIAL OFFER: SERIES 3500 DOUBLE HUNG WINDOW

EXCLUSIVELY AVAILABLE  
WHEN INSTALLED BY



▲ White Series 3500 Double Hung with contoured valance grid

## Series 3500 offers long-lasting strength and energy efficiency.

It boasts a rounded interior sash profile, deluxe hardware and a standard 25-year glass breakage warranty.

**Bronze**  
Exterior Laminate  
(white interior)




Proudly Made in the USA

Note: Offer applies to the ReliaBilt Series 3500 Double Hung only.

This special ReliaBilt Series 3500 Double Hung window can also be ordered with these available options:

### Grid Choices



5/8-in and 3/4-in Flat Grid is BETWEEN the glass panes



5/8-in and 1-in Contoured Grid is BETWEEN the glass panes

5/8" or 1" contoured, 5/8" or 3/4" flat, 5/8" contoured valance grids, SDLs

### Two Vinyl Colors (exterior and interior)

White (standard)

Almond



### Laminate Color (white interior only)

Bronze



- Factory mulling of twins and triples
- Obscure glass
- Double strength glass
- Full screen\*
- DP-50 Wind Zone Rating
- Lifetime glass breakage and service coverage warranty

\* Screens are not meant to restrain a child from falling through an open window.

