




SLIDING PATIO DOOR FEATURE COMPARISON

Universal Standard Features of the Series 311, 312 and 332 ReliaBilt Patio Doors

- Completely assembled
- All welded corners on sash and frame
- Aluminum reinforced sliding and meeting rail
- 7/8" insulated tempered glass
- Interlocking panels reducing air infiltration
- Aluminum track for moving panel
- Dual steel rollers
- Cadmium plated tandem roller housing with stainless steel ball bearings
- Easy to remove nailing fin
- Field reversible (standard 6-ft 8-in height only; N/A with Blinds Between the Glass option)
- Limited lifetime warranty



Series 332

Additional Standard Features



SERIES 311	SERIES 312	SERIES 332
DP35 on 5068 or 6068	DP35 Rating on 5068 and 6068	DP50 Rating on 5068, 6068 and 8068
Screen	Factory Installed Fiberglass Mesh Screen	Heavy Duty Factory Installed Fiberglass Mesh Screen
White Enamel Handle With Lock	Color Matched Keyed Lock Handle	Color Matched Keyed Lock Handle
		Dual Point Lock
		4 9/16" Jamb

See Reliabilt Patio Door Brochure for in stock door features.





SLIDING PATIO DOOR SIZES AND OPTIONS



SERIES 311	SERIES 312	SERIES 332
Available Sizes: 5068, 6068 and 6468	Available Sizes: 5068, 6068, 6468, 8068, 9068 and 12068	Available Sizes: 5068, 6068, 6468, 8068, 9068, 12068, 5080, 6080 and 6480
White	White, Clay or Almond	White, Clay or Almond
5/8" or 1" Contoured Grids 5/8" or 3/4" Flat Grids	5/8" or 1" Contoured Grids 5/8" or 3/4" Flat Grids	5/8" or 1" Contoured Grids 5/8" or 3/4" Flat Grids
Low-E Glass, Low-E Glass with Argon Gas, or Ultra Low-E with Argon Gas	Low-E Glass, Low-E Glass with Argon Gas, or Ultra Low-E with Argon Gas	Low-E Glass, Low-E Glass with Argon Gas, or Ultra Low-E with Argon Gas
	1 1/8" Simulated Divided Lite (SDL) 5/8" Contoured Valance Grid	1 1/8" Simulated Divided Lite (SDL) 5/8" Contoured Valance Grid
	Prairie and Diamond Grid Patterns	Prairie and Diamond Grid Patterns
	Custom Sizes Available	Custom Sizes Available
	Blinds Between the Glass Optional	Blinds Between the Glass Optional
	Polished Brass or Brushed Nickel Handle	Polished Brass or Brushed Nickel Handle
	Transoms and Sidelites Available	Transoms and Sidelites Available
		Snap-On Brickmould or Flat J-Channel Available

Series 312



Many RELIABILT products can be configured to meet ENERGY STAR® ratings in most climate zones. Verify product specifics before ordering.

Exclusive Colors Available on the Series 312 and 332:

EXTERIOR PAINTED COLOR OPTIONS*** (with white interior only)

Hunter Green Dark Chocolate Terratone Clay Brick Red Gray Bronze Tan Black

EXTERIOR LAMINATE OPTION** (with white interior only)

Black

** Printing process may affect color shown. Please refer to actual window sample when selecting colors.
 *** Grid offering limited to 5/8" contoured or SDL on exterior painted windows. Only use mild, water based household cleaner on painted product and rinse immediately with water. See full cleaning instructions for details.

