



PREMIUM SERIES 350P VINYL WINDOWS AND PATIO DOORS



Exclusively at



OR



See an associate

Visit [Lowe's.com](https://www.lowes.com)



Why RELIABILT?

With high standards built into every vinyl window and sliding patio door, RELIABILT delivers a lifetime of **energy-efficient, low-maintenance** performance that opens your home to abundant natural light.



Choosing the Right Window or Patio Door is Easy

STEP 1

Choose your features and styles

What is important to you about new windows and doors? Is it energy efficiency? Upgraded strength and insulation? Performance glass? And which operating styles fits best with your home?

See pages 3-8 to view the key RELIABILT features and styles to create the your perfect update.



STEP 2

Select design options

RELIABILT windows and doors are available with a wide selection of design options, energy-efficient solutions and functional styles. Choose from glass enhancements, style upgrades and grid choices.

See the full options assortment on page 7-8.



STEP 3

Determine and verify the correct window or patio door size

If there is any doubt about what size to order for the opening(s), please consult a professional contractor.



STEP 4

Decide who will install your windows and doors

Do it yourself or have a professional install it for you. Please ask an associate for complete details.




**GET IT
INSTALLED**




Smart Energy Saving Options

Energy efficient windows and doors that will start to pay for themselves.



In the summer, Low-E glass reduces heat gain from the sun to help keep homes cooler.



In the winter, Low-E glass lets the warm solar rays in while blocking the heat in the home from getting out.

Your Lowe's Associate can help you choose the right glass package for your area:

Low-E Glass Technology¹

During the winter, this high-tech glass lets natural light and warmth in. During the summer, it reflects heat. This gives you better insulation, less condensation and greater energy savings all year.

HP Low-E Glass with Insulating Argon Gas

Argon gas forms an invisible blanket between window glass panes and creates a buffer against outside noise.

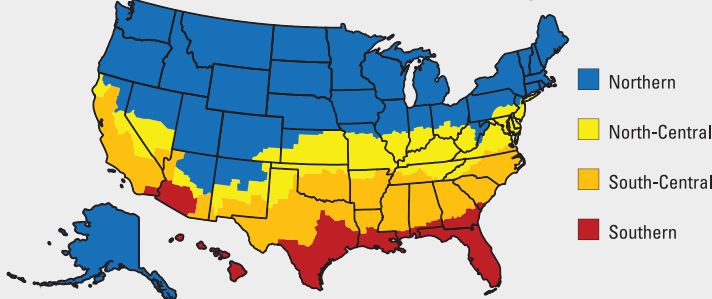
HP Max Triple-Pane Glass

Choose this option for optimal energy efficiency and maximum cost savings. With triple-pane glass your home will see thermal performance that is up to 52% better compared to dual-pane windows with clear glass.

Title 24 Compliance also available

Qualification Criteria for Residential Patio Doors

ENERGY STAR Climate Zone Map



ENERGY STAR Version 7.0 – Effective Date 10/23/2023

- 1 Low emissivity (Low-E) glass reflective properties and solar control performance according to Cardinal Glass and National Fenestration Rating Council (NFRC). Please see www.cardinalcorp.com for additional information on solar control glass.
- 2 ENERGY STAR certification based on individual window's or door's glass and grid configuration meeting both U-Value and Solar Heat Gain Coefficient as established by each ENERGY STAR climate zone.



Many RELIABILT products can be configured to meet ENERGY STAR® ratings in most climate zones. Verify product specifics before ordering.²

Series 350P casement and picture windows in black

© ENERGY STAR is a registered trademark of the U.S. Department of Energy.



Designed for Performance

RELIABILT windows and patio doors offer long-lasting strength and energy efficiency. Take a closer look at some of the key features that make our products weather resistant, durable, and create a comfortable home year round.

KEY FEATURES:

1. Vinyl Construction

Virgin vinyl requires less maintenance over time, since it does not peel or chip like painted wood windows.

2. Performance Glass Options

We offer a wide selection of glass options for your region, that decrease the amount of temperature transfer from outside your home.

3. Integrated Lift Rail

Slim-line lift rail allows you to easily lift and lower the sash.

4. Locking Systems

Low profile Auto Lock increases security and offers one-touch opening.

5. Removable Sash

Access for safe, hassle-free cleaning with a removable operating sash.

6. Frame Styles


Are available in a variety of different options for easy installation.

7. Adjustable Rollers

Heavy-duty rollers ensure smooth operation and long lasting durability.

8. Optional Warm Edge + Spacer

Structural spacer system provides the foundation for premium performance and structural integrity.



Limited Lifetime Warranty for increased peace of mind.


RELIABILT products come standard with a limited lifetime warranty.



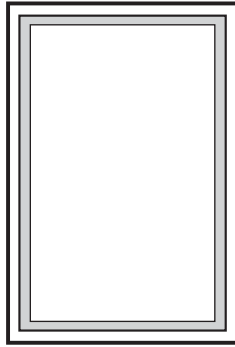
Operating Style Options

You can design an efficient solution that matches your home's specific design, with our variety of style options and configurations.


WINDOW TYPES:



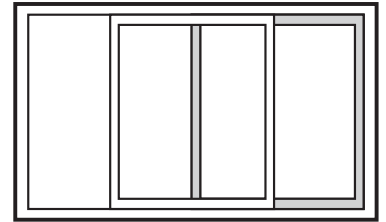
SINGLE HUNG



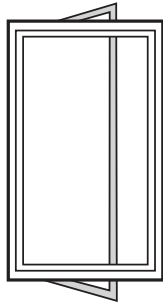
PICTURE/FIXED




GEOMETRIC SHAPES



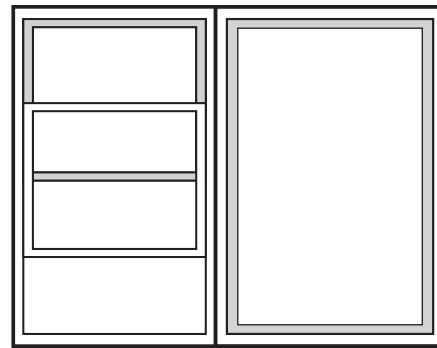
SLIDING



CASEMENT

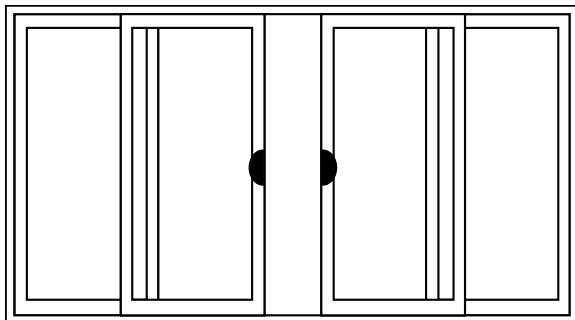


AWNING

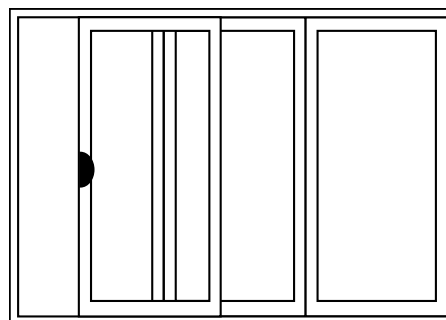


COMBINATION

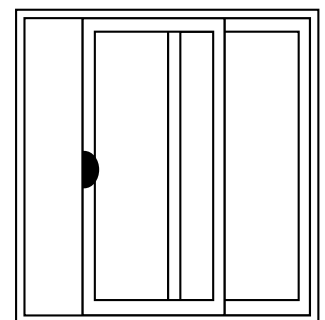
PATIO DOOR TYPES:



BI-PARTING SLIDING



3-PANEL SLIDING



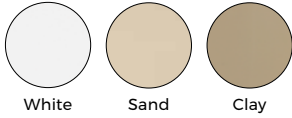
2-PANEL SLIDING



Design Options

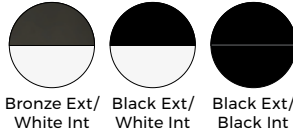
Customize your perfect window or patio door. With special order through Lowe's, you can choose from a variety of design options to highlight your home's style.

Interior & Exterior Vinyl Color Options*



White Sand Clay

Co-Extruded Exterior Color Options**



Bronze Ext/White Int Black Ext/White Int Black Ext/Black Int

Window Hardware Finishes*



White Sand Clay

* Printing process may affect color shown. Please refer to actual window sample when selecting colors.

** Laminated black interior with co-extruded black exterior on windows, laminated black interior and exterior on patio doors. Geographically limited availability.

The Co-Extruded Process**

RELIABILT'S dark exterior colors are engineered specifically to satisfy the design and performance requirements of the western region. Through the co-extrusion process, both the interior and exterior colors are fused into the window profile. This produces a long-lasting, high-performance color that is an integral part of the window, and not just a coating on the exterior surface.



Bronze Black

Patio Door Hardware Finishes*



White Sand Clay Satin Nickel
Bronze Black Antique Brass Oil Rubbed Bronze

Grid Type Options

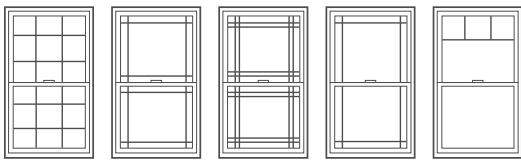


5/8" Flat GBC 5/8" Contoured GBC 1" Contoured GBC 7/8" SDL 1-1/4" SDL
Note: 2" SDL also available



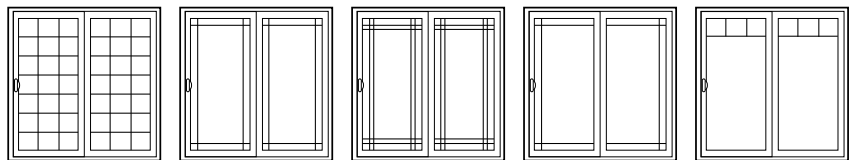
Blinds Between Glass (BBG) available for Patio Doors

Window Grid Patterns




Colonial Prairie Double Prairie Perimeter Prairie Plaza

Patio Door Grid Patterns



Colonial Prairie Double Prairie Perimeter Prairie Plaza

Glass Options



Clear Obscure Rain Clear Crossreed Delta Frost
Flemish Glue Chip Narrow Reed Satin Etch

Frame Options

- Block Frame
 - Dual Wall Flush Fin
 - Nailing Fin
 - J-Channel¹
 - Stucco Key²
 - Custom Sizing
- 1 - not available on casement
2 - not available on casement or patio doors



Series 350P Windows

RELIABILT windows offer advanced features and outstanding performance. This window boasts a top-quality frame for extended durability and is available in a range of energy-saving solutions aimed at reducing your heating and cooling expenses. Choose from an array of custom design options tailored to your home and style needs.



▲ Series 350P single hung and casement windows in white with colonial contoured grid

- Designed for durability with a frame depth of 3-7/16 inches, this window has enhanced strength and exceptional weather resistance
- Crafted from durable vinyl, which serves as an exceptional insulator against temperature fluctuations, resists pitting or peeling, and requires minimal upkeep
- Performance glass is engineered for optimal energy efficiency, enhancing comfort, and reducing energy costs
- Additional high-performance glass options enhance solar protection, diminish noise intrusion, increase security, and ensure privacy
- For safe ventilation, sliding windows offer an optional Fresh Air Vent system, allowing fresh air in, while keeping the window closed and locked
- The optional Auto Lock feature provides added security, safely latching when windows are closed
- Casement and awning windows are equipped with a multi-point locking mechanism and robust stainless steel hardware, ensuring dependable security and durability
- A baffled weep system prevents insect intrusion, while facilitating rapid rainwater drainage
- Fiberglass mesh screens** promote airflow and boast nearly invisible clear pull tabs
- Customize your window arrangements using a variety of styles, bolstered by robust structural mulls
- Can be configured to meet or surpass the California Energy Commission's Title 24 compliance standards
- Enjoy peace of mind with the Limited Lifetime Warranty

** Screens are not meant to restrain a child from falling through an open window.



Series 350P Patio Doors

RELIABILT patio doors offer a wide selection of sizes, styles and options that complement any space. Designed to enhance your home with available high-performance energy glass, exterior colors, deluxe hardware, and blinds between the glass.



▲ Series 350P patio door in white with color-coordinated hardware and sliding window in white

- The wide frame, featuring heavy vinyl walls, adds strength and durability, plus resists temperature changes
- Enhanced weather protection is achieved through the aluminum threshold cover, forming a robust barrier against air infiltration
- Glass options prioritize energy efficiency, enhancing comfort and reducing energy costs, regardless of your location
- Precision-bearing rollers ensure a smooth open and close for sliding door panels
- The sliding door's design maximizes space efficiency, offering various operable panel options tailored to your living area's requirements
- Two- and three-panel doors are equipped with a two-point lock system, securing door panels at separate locations for heightened security
- Benefit from a high-performance locking system, complete with a steel latch and deadbolt, capable of withstanding up to 300 pounds of force
- Metallic hardware coordinates seamlessly with accessories, drawer pulls, and appliances
- Tailor your door to your home's needs with a variety of custom-sized sliding patio doors, hinge, and swing options
- Can be configured to meet or surpass the California Energy Commission's Title 24 compliance standards
- Enjoy peace of mind with the Limited Lifetime Warranty